









Rectifier Diodes - Capsule Types

WESTCODE

Type		V _{RRM}	I _{FAV} T _K = 55°C	I _{FSM}	I ² t	V _{T0}	r _T	T _{JM}	R _{thJK}		Fig. No.	Package style Outlines on pages O-01...O-24
Part No. ➤ New	Old Part No.	V	A	A	10ms ½ sine V _R ≤ 60% V _{RRM} A ² s	V	mΩ	°C	180° Sine K/W	120° Rect. K/W		
W5092ZC350	SW35CXC18C	3500	5092	58000	16.8 x 10 ⁶	0.874	0.079	160	0.011	0.012	W7	
W5092ZD240	SW24DXC18C	2400	5092	58000	16.8 x 10 ⁶	0.874	0.079	160	0.011	0.012	W42	
W5092ZD280	SW28DXC18C	2800	5092	58000	16.8 x 10 ⁶	0.874	0.079	160	0.011	0.012	W42	
W5092ZD320	SW32DXC18C	3200	5092	58000	16.8 x 10 ⁶	0.874	0.079	160	0.011	0.012	W42	
W5092ZD350	SW35DXC18C	3500	5092	58000	16.8 x 10 ⁶	0.874	0.079	160	0.011	0.012	W42	
W5282ZC200	SW20CXC21C	2000	5282	60000	18.0 x 10 ⁶	0.970	0.064	160	0.011	0.012	W7	
W5282ZC240	SW24CXC21C	2400	5282	60000	18.0 x 10 ⁶	0.970	0.064	160	0.011	0.012	W7	
W5282ZC300	SW30CXC21C	3000	5282	60000	18.0 x 10 ⁶	0.970	0.064	160	0.011	0.012	W7	
W5282ZD200	SW20DXC21C	2000	5282	60000	18.0 x 10 ⁶	0.970	0.064	160	0.011	0.012	W42	
W5282ZD240	SW24DXC21C	2400	5282	60000	18.0 x 10 ⁶	0.970	0.064	160	0.011	0.012	W42	
W5282ZD300	SW30DXC21C	3000	5282	60000	18.0 x 10 ⁶	0.970	0.064	160	0.011	0.012	W42	
W5292TC500	WX043TC500	5000	5292	52700	13.9 x 10 ⁶	1.027	0.111	160	0.008	0.009	W28	
W5292TC560	WX043TC560	5600	5292	52700	13.9 x 10 ⁶	1.027	0.111	160	0.008	0.009	W28	
W5292TD500	WX043TD500	5000	5292	52700	13.9 x 10 ⁶	1.027	0.111	160	0.008	0.009	W29	
W5292TD560	WX043TD560	5600	5292	52700	13.9 x 10 ⁶	1.027	0.111	160	0.008	0.009	W29	
W5439VC020	SW02CXC22C	200	5439	52000	13.5 x 10 ⁶	0.650	0.067	190	0.016	0.018	W6	
W5439VC100	SW10CXC22C	1000	5439	52000	13.5 x 10 ⁶	0.650	0.067	190	0.016	0.018	W6	
W5439VC140	SW14CXC22C	1400	5439	52000	13.5 x 10 ⁶	0.650	0.067	190	0.016	0.018	W6	
W5439VF020	SW02FXC22C	200	5439	52000	13.5 x 10 ⁶	0.650	0.067	190	0.016	0.018	W43	
W5439VF100	SW10FXC22C	1000	5439	52000	13.5 x 10 ⁶	0.650	0.067	190	0.016	0.018	W43	
W5439VF140	SW14FXC22C	1400	5439	52000	13.5 x 10 ⁶	0.650	0.067	190	0.016	0.018	W43	
W5696VC020	SW02CXC27C	200	5696	53000	14.0 x 10 ⁶	0.650	0.059	190	0.016	0.018	W6	
W5696VC100	SW10CXC27C	1000	5696	53000	14.0 x 10 ⁶	0.650	0.059	190	0.016	0.018	W6	
W5696VC140	SW14CXC27C	1400	5696	53000	14.0 x 10 ⁶	0.650	0.059	190	0.016	0.018	W6	
W5696VF020	SW02FXC27C	200	5696	53000	14.0 x 10 ⁶	0.650	0.059	190	0.016	0.018	W43	
W5696VF100	SW10FXC27C	1000	5696	53000	14.0 x 10 ⁶	0.650	0.059	190	0.016	0.018	W43	
W5696VF140	SW14FXC27C	1400	5696	53000	14.0 x 10 ⁶	0.650	0.059	190	0.016	0.018	W43	
W5838ZC120	SW12CXC26C	1200	5838	64000	20.5 x 10 ⁶	0.800	0.074	175	0.011	0.012	W7	
W5838ZC180	SW18CXC26C	1800	5838	64000	20.5 x 10 ⁶	0.800	0.074	175	0.011	0.012	W7	
W5838ZC220	SW22CXC26C	2200	5838	64000	20.5 x 10 ⁶	0.800	0.074	175	0.011	0.012	W7	
W5838ZD120	SW12DXC26C	1200	5838	64000	20.5 x 10 ⁶	0.800	0.074	175	0.011	0.012	W42	
W5838ZD180	SW18DXC26C	1800	5838	64000	20.5 x 10 ⁶	0.800	0.074	175	0.011	0.012	W42	
W5838ZD220	SW22DXC26C	2200	5838	64000	20.5 x 10 ⁶	0.800	0.074	175	0.011	0.012	W42	
W6262ZC120	SW12CXC2850	1200	6262	67000	22.4 x 10 ⁶	0.740	0.065	175	0.011	0.012	W7	
W6262ZC200	SW20CXC2850	2000	6262	67000	22.4 x 10 ⁶	0.740	0.065	175	0.011	0.012	W7	
W6262ZC240	SW24CXC2850	2400	6262	67000	22.4 x 10 ⁶	0.740	0.065	175	0.011	0.012	W7	
W6262ZD120	SW12DXC2850	1200	6262	67000	22.4 x 10 ⁶	0.740	0.065	175	0.011	0.012	W42	
W6262ZD200	SW20DXC2850	2000	6262	67000	22.4 x 10 ⁶	0.740	0.065	175	0.011	0.012	W42	
W6262ZD240	SW24DXC2850	2400	6262	67000	22.4 x 10 ⁶	0.740	0.065	175	0.011	0.012	W42	
W6908FC450	N/A	4500	6908	70000	24.5 x 10 ⁶	0.767	0.092	160	0.0065	0.0069	W52	
W6908FC500	N/A	5000	6908	70000	24.5 x 10 ⁶	0.767	0.092	160	0.0065	0.0069	W52	
W6908FD450	N/A	4500	6908	70000	24.5 x 10 ⁶	0.767	0.092	160	0.0065	0.0069	W59	
W6908FD500	N/A	5000	6908	70000	24.5 x 10 ⁶	0.767	0.092	160	0.0065	0.0069	W59	
W7675ZC020	SW02CXC30C	200	7675	68000	23.1 x 10 ⁶	0.650	0.050	190	0.011	0.012	W7	
W7675ZC100	SW10CXC30C	1000	7675	68000	23.1 x 10 ⁶	0.650	0.050	190	0.011	0.012	W7	
W7675ZC140	SW14CXC30C	1400	7675	68000	23.1 x 10 ⁶	0.650	0.050	190	0.011	0.012	W7	
W7675ZD020	SW02DXC30C	200	7675	68000	23.1 x 10 ⁶	0.650	0.050	190	0.011	0.012	W42	
W7675ZD100	SW10DXC30C	1000	7675	68000	23.1 x 10 ⁶	0.650	0.050	190	0.011	0.012	W42	
W7675ZD140	SW14DXC30C	1400	7675	68000	23.1 x 10 ⁶	0.650	0.050	190	0.011	0.012	W42	
W8405ZC020	SW02CXC32C	200	8405	72000	25.9 x 10 ⁶	0.670	0.038	190	0.011	0.012	W7	
W8405ZC100	SW10CXC32C	1000	8405	72000	25.9 x 10 ⁶	0.670	0.038	190	0.011	0.012	W7	
W8405ZC140	SW14CXC32C	1400	8405	72000	25.9 x 10 ⁶	0.670	0.038	190	0.011	0.012	W7	
W8405ZD020	SW02DXC32C	200	8405	72000	25.9 x 10 ⁶	0.670	0.038	190	0.011	0.012	W42	
W8405ZD100	SW10DXC32C	1000	8405	72000	25.9 x 10 ⁶	0.670	0.038	190	0.011	0.012	W42	
W8405ZD140	SW14DXC32C	1400	8405	72000	25.9 x 10 ⁶	0.670	0.038	190	0.011	0.012	W42	
W104CFC200 **	N/A	2000	10434	83700	35.0 x 10 ⁶	0.711	0.041	175	0.0065	0.0069	W52	
W104CFC220 **	N/A	2200	10434	83700	35.0 x 10 ⁶	0.711	0.041	175	0.0065	0.0069	W52	
W104CFD200 **	N/A	2000	10434	83700	35.0 x 10 ⁶	0.711	0.041	175	0.0065	0.0069	W59	
W104CFD220 **	N/A	2200	10434	83700	35.0 x 10 ⁶	0.711	0.041	175	0.0065	0.0069	W59	
WX248MC030	N/A	300							0.014	0.016	W54	
WX248MC060	N/A	600							0.014	0.016	W54	
WX249MC120	N/A	1200							0.014	0.016	W54	
WX249MC150	N/A	1500							0.014	0.016	W54	
WX250MC180	N/A	1800							0.014	0.016	W54	
WX250MC220	N/A	2200							0.014	0.016	W54	
WX254MC520	N/A	5200							0.014	0.016	W54	
WX254MC600	N/A	6000							0.014	0.016	W54	
<p>* Outline reference W5 is not recommended for new designs as new improved products are in development. Please refer to Chippenham Factory for further advice.</p> <p>** For current ratings greater than 9999 amperes, a current multiplier replaces the fifth digit of the part number. I.e. C = x 100, D = x 1000 and E = x 10000.</p>												