











# Thyristors, SCRs

(SCR = Silicon Controlled Rectifier)


Littelfuse SCR products are half-wave, Silicon-Controlled Rectifiers that represent the state of the art in design and performance. Because of its unidirectional switching capability, the SCR is used in circuits where high surge currents or latching action is required. It may also be used for half-wave-type circuits where gate-controlled rectification action is required. Applications include crowbars in power supplies, camera flash units, smoke alarms, motor controls, battery chargers, and engine ignition.

Type	$V_{DRM}$ $V_{RRM}$	$I_{TAV}$	$I_{T(RMS)}$	@ $T_C$	$I_{TSM}$ 20 ms	$I_{GT}$ QI-QII-QIII (-QIV)	$T_J$	Fig. No.	Package style
➤ New	V	A	A	°C	A	A	°C		Outline drawings on pages O-60...O-64
S8X5ECSR	800	0.3	0.5	85	20	0.1	125	L006a	L001 <b>SOT-223</b> 
S6X8BBSR	600	0.51	0.8	80	10	0.2	125	L015	
S8X8TSR	800	0.51	0.8	60	8	0.2	125	L001	
S601ER	600	0.64	1	90	25	10	125	L006a	
S602ECSR	600	0.95	1.5	65	14	0.1	125	L006a	
S602TSR	600	0.95	1.5	95	12.5	0.2	125	L001	
S802ECSR	800	0.95	1.5	65	20	0.1	125	L006a	L002 <b>TO-218AC</b> 
S6002TSR	600	1.2	2	95	22.5	0.2	125	L001	
SJ6004DS2R	600	2.5	4	130	25	0.2	150	L004	L002a <b>TO-218X</b> 
S6004DS2R	600	2.5	4	95	25	0.2	125	L004	
SJ6008DS2R	600	5.1	8	120	83	0.2	150	L004	
SJ6008DR	600	5.1	8	125	83	15	150	L004	L002a <b>TO-218X</b> 
S8008DR	800	5.1	8	110	83	15	125	L004	
SJ6012DR	600	7.6	12	125	100	20	150	L004	L002a <b>TO-218X</b> 
SJ6012NR	600	7.6	12	135	100	20	150	L011b	
S8015LTP	800	9.5	15	90	188	30	125	L005c	
➤ SV6016R2TP	600	10	16	135	188	10	150	L005a	L004 <b>TO-252AA</b> 
➤ SV6020R2TP	600	12.8	20	130	225	10	150	L005a	
SJ6025L2TP	600	16	25	100	300	10	150	L005c	
SJ6025R2TP	600	16	25	125	300	10	150	L005a	
➤ SV6025L2TP	600	16	25	100	300	10	150	L005c	L005a <b>TO-220AB</b> 
➤ SV6025R2TP	600	16	25	125	300	10	150	L005a	
S8025LTP	800	16	25	75	300	35	125	L005c	L005a <b>TO-220AB</b> 
S8025RTP	800	16	25	100	300	35	125	L005a	
SK025NR	1000	16	25	100	300	35	125	L011b	
SJ6040N2R	600	25	40	120	430	15	150	L011b	L005c <b>TO-220AB (ISO)</b> 
SJ6040LTP	600	25	40	55	430	40	150	L005c	
SJ6040RTP	600	25	40	120	430	40	150	L005a	
S8040RTP	800	25	40	100	430	40	125	L005a	
S8055RTP	800	35	55	90	550	40	125	L005a	L005c <b>TO-220AB (ISO)</b> 
S8065JTP	800	41	65	75	800	50	125	L002a	
SK065KTP	1000	41	65	75	800	50	125	L002	


L015 **SOT-23**



L011b **TO-263AB**



L006b **TO-92 (GAK)**



L006a **TO-92**

