
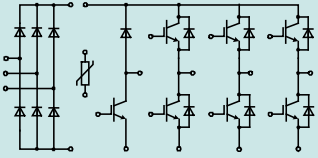

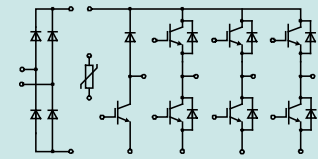

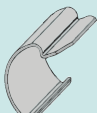


IGBT Modules – CBI Configuration

CBI  X110 MiniPack2 Outline drawings on pages O-30...O-52 See data sheet for pin arrangement 												
Type	Rectifier 3~			Inverter 3~					Brake chopper			
	V_{RRM}	I_{FAVM} $T_H = 80^\circ\text{C}$	R_{thJC} typ.	V_{CES}	I_C $T_C = 25^\circ\text{C}$	I_C $T_C = 80^\circ\text{C}$	$V_{CE(sat)}$ typ.	R_{thJC} typ.	V_{CES}	I_C $T_C = 90^\circ\text{C}$	R_{thJC} typ.	
➤ New	V	A	K/W	V	A	A	V	K/W	V	A	K/W	
600 V NPT IGBT												
➤ MIAA10WB600TMH	1600	62	2.1	600	18	13	2.1	1.8	600	13	1.8	
➤ MIAA10WF600TMH	1600	62	2.1	600	18	13	2.1	1.8	no brake chopper included			
➤ MIAA15WB600TMH	1600	62	2.1	600	23	16	2.1	1.6	600	16	1.6	
➤ MIAA20WB600TMH	1600	62	2.1	600	29	20	2.1	1.3	600	20	1.3	
600 V Trench IGBT												
➤ MITA30WB600TMH	1600	90	1.4	600	40	27	1.5	1.4	600	27	1.4	
1200 V Trench IGBT												
➤ MITA10WB1200TMH	1600	62	2.1	1200	17	12	1.9	1.9	1200	12	1.9	
➤ MITA15WB1200TMH	1600	62	2.1	1200	30	21	1.8	1.1	1200	21	1.1	
➤ MITB10WB1200TMH	1600	62	2.1	1200	17	12	1.9	1.9	1200	12	1.9	
➤ MITB15WB1200TMH	1600	62	2.1	1200	29	20	1.7	1.2	1200	20	1.2	
1200 V XPT IGBT												
➤ MIXA10WB1200TMH	1600	62	2.1	1200	tbd	tbd	1.8	tbd	1200	tbd	tbd	
➤ MIXA20WB1200TMH	1600	62	2.1	1200	tbd	tbd	1.8	tbd	1200	tbd	tbd	

CBI  X110 MiniPack2 Outline drawings on pages O-30...O-52 See data sheet for pin arrangement 												
Type	Rectifier			Inverter					Brake chopper			
	V_{RRM}	I_{FAVM} $T_H = 80^\circ\text{C}$	R_{thJC} typ.	V_{CES}	I_C $T_C = 25^\circ\text{C}$	I_C $T_C = 80^\circ\text{C}$	$V_{CE(sat)}$ typ.	R_{thJC} typ.	V_{CES}	I_C $T_C = 90^\circ\text{C}$	R_{thJC} typ.	
➤ New	V	A	K/W	V	A	A	V	K/W	V	A	K/W	
600 V NPT IGBT												
➤ MIAA10WE600TMH	1600	23	2.1	600	18	13	2.1	1.8	600	13	1.8	
➤ MIAA10WD600TMH	1600	23	2.1	600	18	13	2.1	1.8	no brake chopper included			
➤ MIAA15WE600TMH	1600	23	2.1	600	23	16	2.1	1.6	600	16	1.6	
➤ MIAA15WD600TMH	1600	23	2.1	600	23	16	2.1	1.6	no brake chopper included			
➤ MIAA20WE600TMH	1600	23	2.1	600	29	20	2.1	1.3	600	20	1.3	
➤ MIAA20WD600TMH	1600	23	2.1	600	29	20	2.1	1.3	no brake chopper included			

Mechanical mounting part  IXKU 5-505  IXRB 5-506	
➤ IXKU 5-505	Screw clip
➤ IXRB 5-506	Click clip