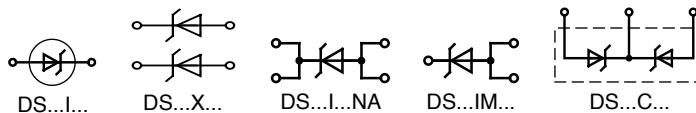





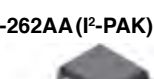


Schottky Gen² Diodes

$I_{FAV} = 5 - 300 \text{ A}$



Type	V_{RRM}	I_{FAV} d = 0.5	@ T_C °C	V_F $T_{VJ} = 125^\circ\text{C}$	@ I_F A	T_{VJM} °C	R_{thJC} K/W	Fig. No.	Package style Outline drawings on pages O-36...O-59
	V								
DSA 10C150PB	150	2x 5	155	0.71	5	175	4.80	X005a	 X004 TO-252AA  X005a TO-220AB  X005b TO-220AC 
DSA 10C150UC		2x 5	155	0.71	5	175	4.80	X004	
DSA 20C150PB		2x 10	155	0.73	10	175	2.40	X005a	
DSA 20C150PN		2x 10	135	0.73	10	175	4.50	X007a	
DSA 15IM150UC		15	155	0.75	15	175	2.00	X004	
DSA 30C150PB		2x 15	150	0.75	15	175	1.75	X005a	
DSA 30C150PC		2x 15	150	0.75	15	175	1.75	X011b	
DSA 30C150HB		2x 15	150	0.74	15	175	1.75	X014a	
DSA 50C150HB		2x 25	155	0.74	25	175	0.95	X014a	
DSA 30I150PA		30	150	0.80	30	175	0.85	X005b	
DSA 60C150PB		2x 30	150	0.80	30	175	0.85	X005a	
DSA 70C150HB		2x 35	150	0.77	35	175	0.70	X014a	
DSA 120C150QB		2x 60	150	0.80	60	175	0.40	X017a	
DSA 120X150LB	2x 60	150	0.80	60	175	0.80	X030a		
DSA 240X150NA	2x 120	95	0.85	120	150	0.40	X027a		
DSA 20C200PB	200	2x 10	155	0.75	10	175	2.40	X005a	 X007a TO-220ABFP  X008a TO-262AA (P-PAK)
DSA 15IM200UC		15	145	0.78	15	175	2.00	X004	
DSA 30C200IB		2x 15	150	0.78	15	175	1.75	X008a	
DSA 30C200PB		2x 15	150	0.78	15	175	1.75	X005a	
DSA 30C200PC		2x 15	150	0.78	15	175	1.75	X011b	
DSA 70C200HB		2x 35	150	0.79	35	175	0.70	X014a	
DSA 90C200HB		2x 45	145	0.86	45	175	0.55	X014a	
DSA 90C200HR		2x 45	140	0.79	45	175	0.70	X016c	
DSA 120X200LB		2x 60	150	0.87	60	175	0.80	X030a	
DSA 240X200LB		2x 120	150	0.87	120	175	0.40	X030a	
DSA 240X200NA		2x 120	90	0.87	120	150	0.40	X027a	
DSA 300I200NA		300	80	0.88	300	150	0.20	X027a	

