

MTC350 MTA350 MTK350 MTX350 MT350 Thyristor Modules

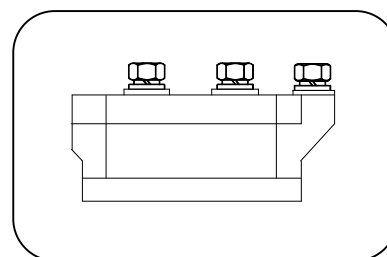
Features:

- n Isolated mounting base 2500V~
- n Pressure contact technology with
Increased power cycling capability
- n Space and weight savings

Typical Applications

- n AC/DC Motor drives
- n Various rectifiers
- n DC supply for PWM inverter

$I_{T(AV)}$ **350A**
 V_{DRM}/V_{RRM} **600~1800V**
 I_{TSM} **$11A \times 10^3$**
 I^2t **$605A^2 S \cdot 10^3$**



SYMBOL	CHARACTERISTIC	TEST CONDITIONS	T _J (°C)	VALUE			UNIT
				Min	Type	Max	
I _{T(AV)}	Mean on-state current	180° half sine wave 50Hz Single side cooled, T _c =85°C	125			350	A
I _{T(RMS)}	RMS on-state current		125			550	A
V _{DRM} V _{RRM}	Repetitive peak off-state voltage Repetitive peak reverse voltage	V _{DRM} &V _{RRM} tp=10ms V _{DISM} &V _{RSM} = V _{DRM} &V _{RRM} +200V respectively	125	600		1800	V
I _{DRM} I _{RRM}	Repetitive peak current	at V _{DRM} at V _{RRM}	125			40	mA
I _{TSM}	Surge on-state current	10ms half sine wave	125			11.0	KA
I ² t	I ² T for fusing coordination	V _R =60%V _{RRM}					605
V _{TO}	Threshold voltage		125			0.95	V
r _T	On-state slop resistance						0.36
V _{TM}	Peak on-state voltage	I _{TM} =1050A	25			1.45	V
dv/dt	Critical rate of rise of off-state voltage	V _{DM} =67%V _{DRM}	125			800	V/μs
di/dt	Critical rate of rise of on-state current	I _{TM} =700A, Gate source 1.5A t _r ≤0.5μs Repetitive	125			50	A/μs
I _{GT}	Gate trigger current	V _A =12V, I _A =1A	25	30		180	mA
V _{GT}	Gate trigger voltage			1.0		2.5	V
I _H	Holding current			20		150	mA
V _{GD}	Non-trigger gate voltage	V _{DM} =67%V _{DRM}	125	0.2			V
R _{th(j-c)}	Thermal resistance Junction to case	Single side cooled				0.090	°C /W
R _{th(c-h)}	Thermal resistance case to heat sink	Single side cooled				0.04	°C /W
V _{iso}	Isolation voltage	50Hz, R.M.S, t=1min, I _{iso} :1mA(MAX)		2500			V
F _m	Thermal connection torque (M10)				12.0		N·m
	Mounting torque (M6)				6.0		N·m
T _{stg}	Stored temperature			-40		125	°C
W _t	Weight				1350		g
Outline	415F3						

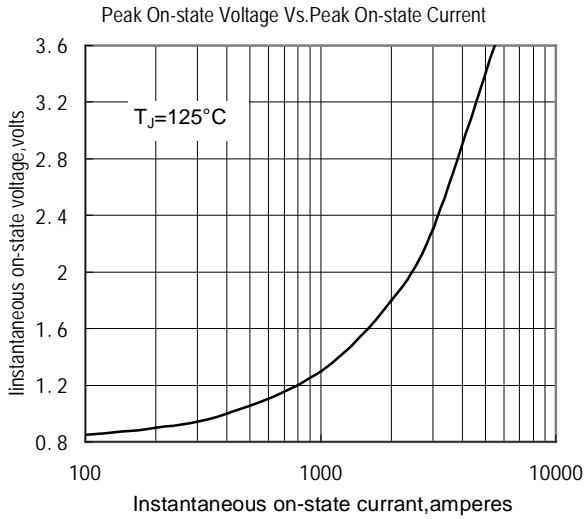


Fig.1

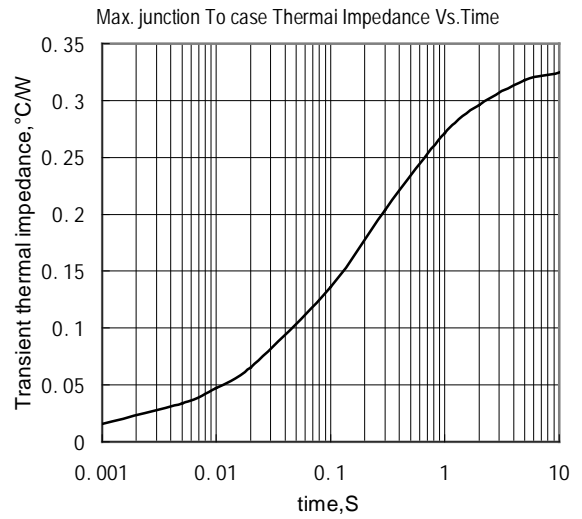


Fig.2

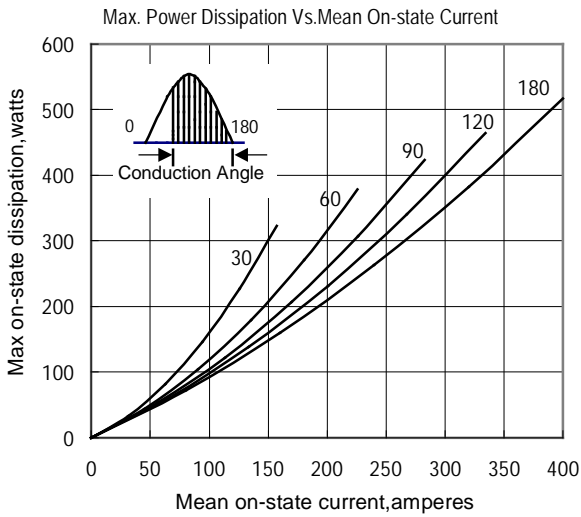


Fig.3

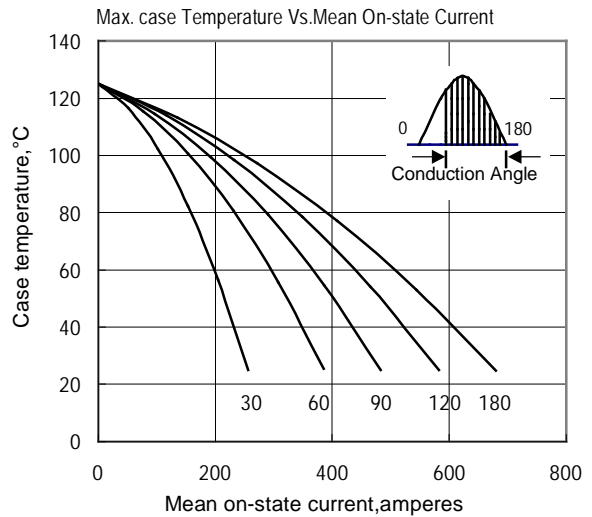


Fig.4

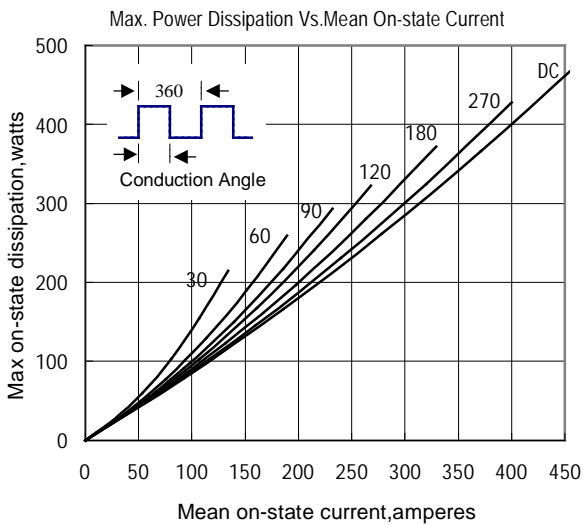


Fig.5

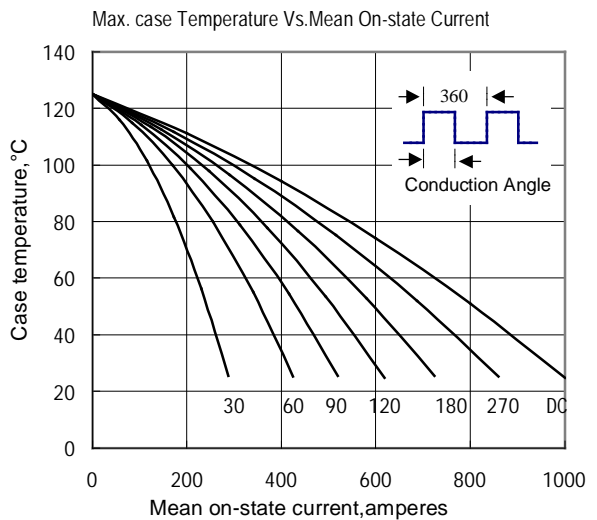


Fig.6

MTC350 MTA350 MTK350 MTX350 MT350

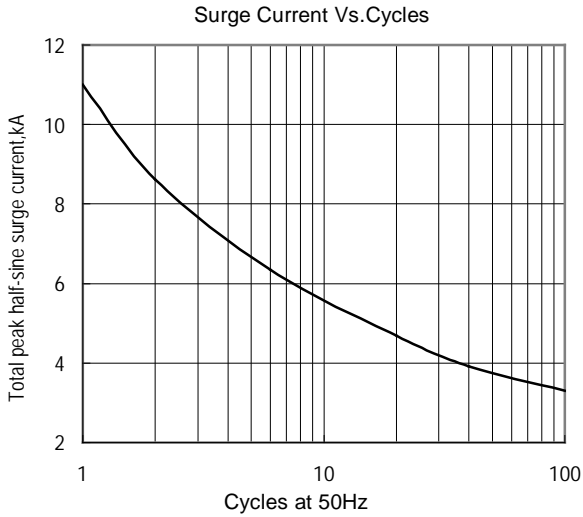


Fig.7

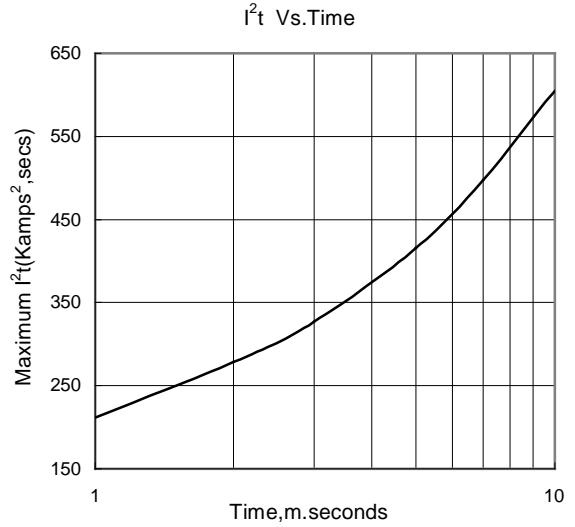


Fig.8

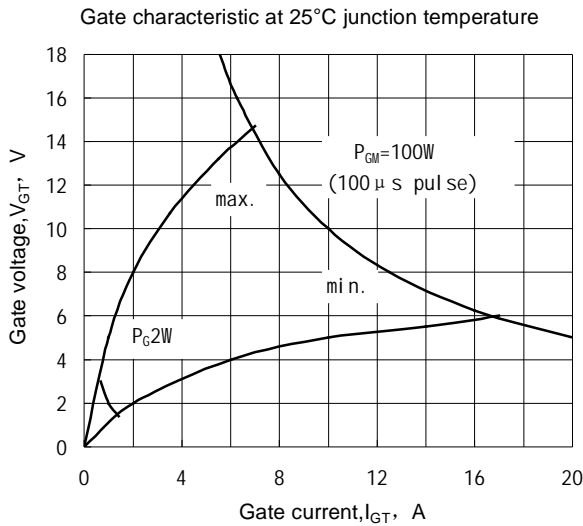


Fig.9

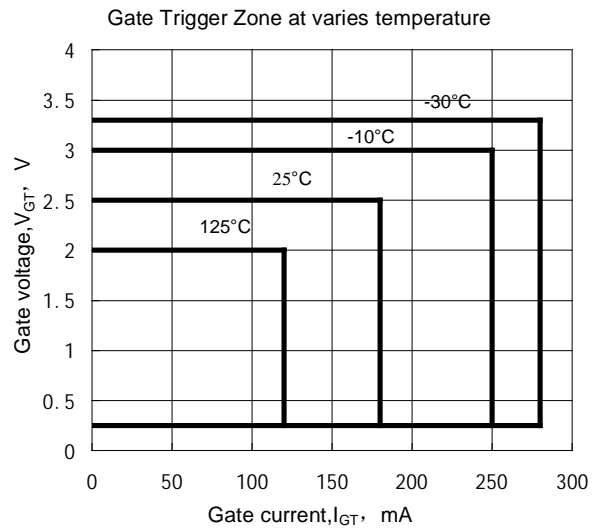


Fig.10

Outline:

