



Stud Diode

Avalanche Diode

SKNa 202

Publish Data

Features

- Avalanche type reverse characteristic
- Reverse voltages up to 5000 V
- Hermetic metal case with ceramic insulator and extra long creepage distances
- Threaded stud ISO M16 x 1,5
- Cooling via heatsinks
- SKN: Anode to stud

Typical Applications*

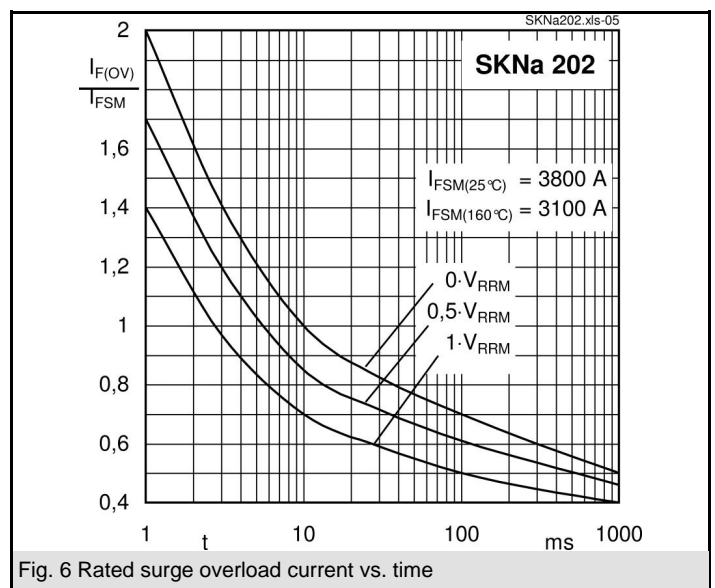
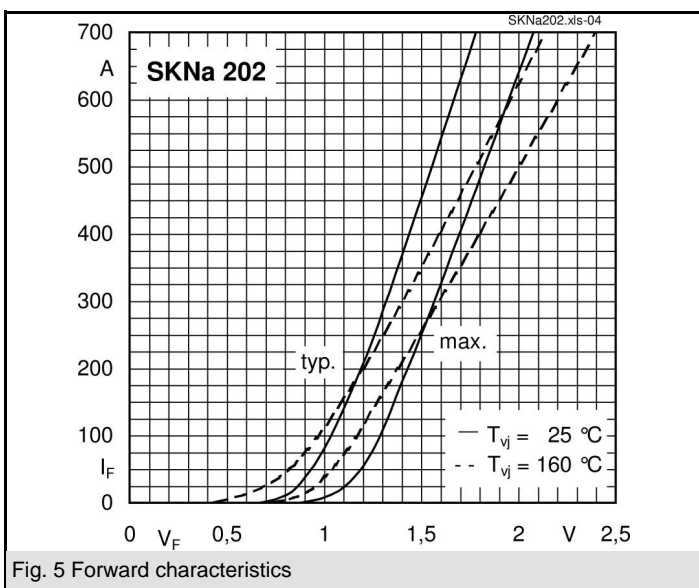
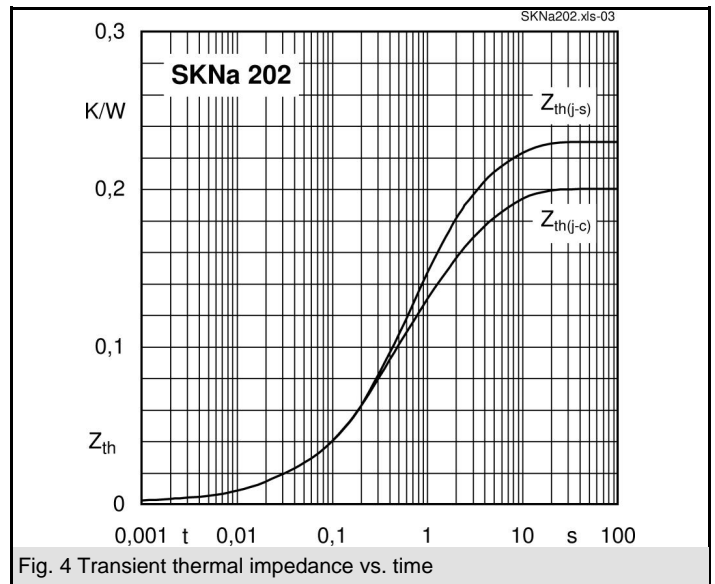
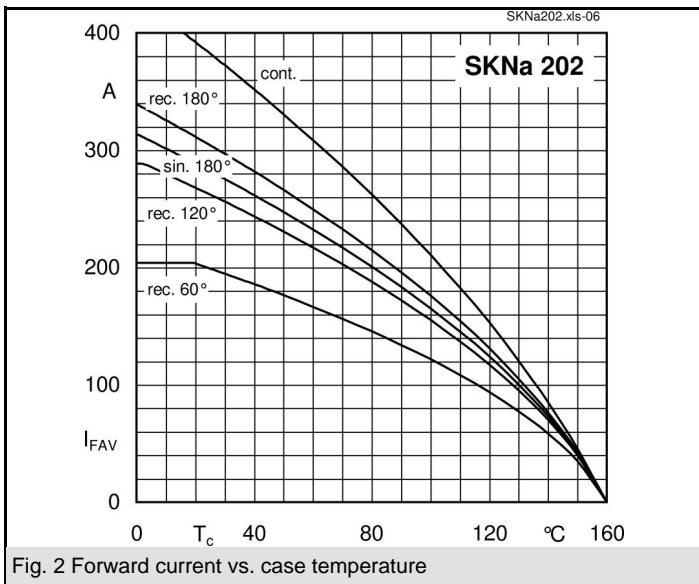
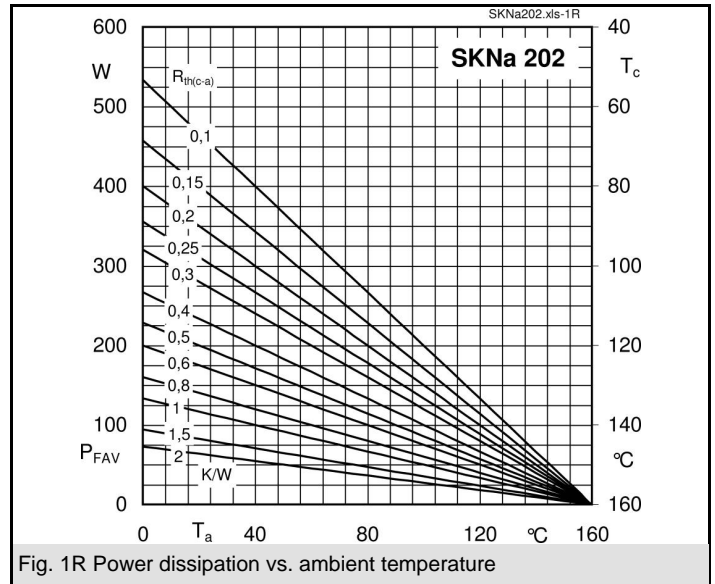
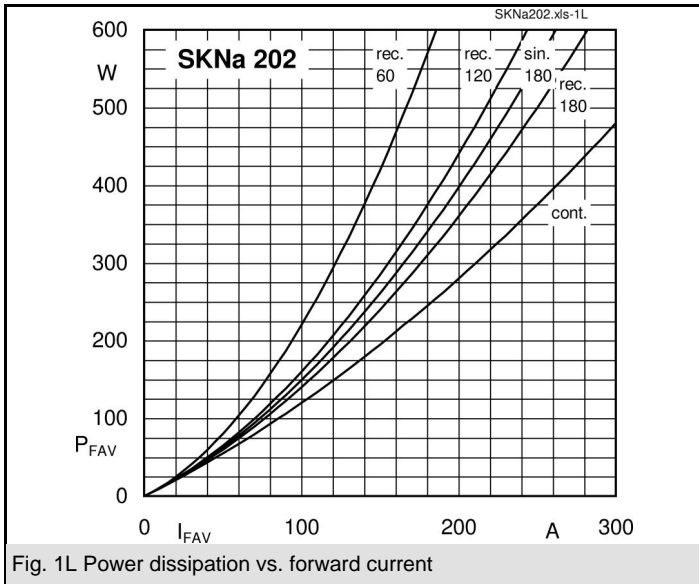
- High voltage rectifier diode for traction and heavy duty applications
- Series connections for high voltage applications
- Non-controllable and half-controllable rectifiers
- Free-wheeling diodes

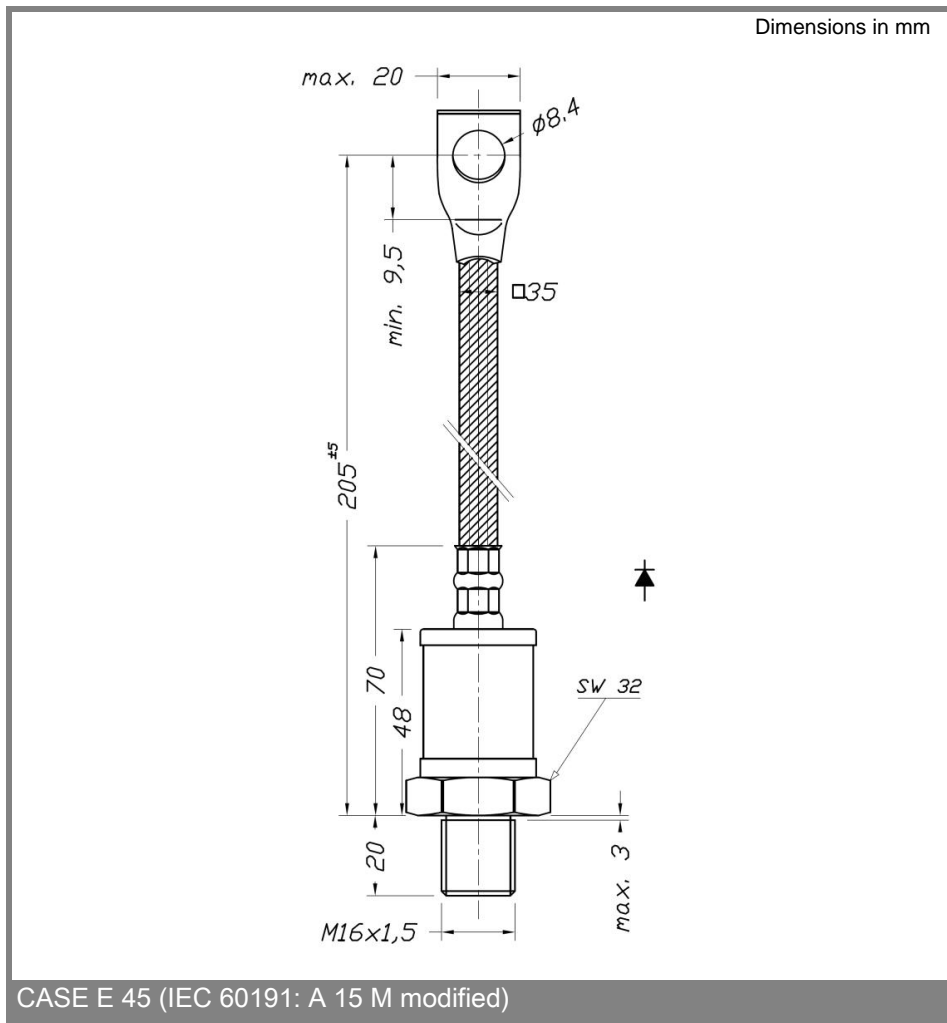
$V_{(BR)min}$	$I_{FRMS} = 500 \text{ A}$ (maximum value for continuous operation)	C_{max}	R_{min}
V	$I_{FAV} = 200 \text{ A}$ (sin. 180; $T_c = 80 \text{ }^\circ\text{C}$)	μF	Ω
3600	SKNa 202/36		
4000	SKNa 202/40		
4200	SKNa 202/42		
4500	SKNa 202/45		
4600	SKNa 202/46		
4800	SKNa 202/48		
5000	SKNa 202/50		

Symbol	Conditions	Values	Units
I_{FAV}	sin. 180 ; $T_c = 80$ (100) $^\circ\text{C}$	200 (165)	A
I_D	K 0,55; $T_a = 45 \text{ }^\circ\text{C}$; B2 / B6	208 / 296	A
	K 0,55F; $T_a = 35 \text{ }^\circ\text{C}$; B2 / B6	340 / 478	A
I_{FSM}	$T_{vj} = 25 \text{ }^\circ\text{C}$; 10 ms	3800	A
	$T_{vj} = 160 \text{ }^\circ\text{C}$; 10 ms	3100	A
i^2t	$T_{vj} = 25 \text{ }^\circ\text{C}$; 8,3 ... 10 ms	72000	A^2s
	$T_{vj} = 160 \text{ }^\circ\text{C}$; 8,3 ... 10 ms	48000	A^2s
V_F	$T_{vj} = 25 \text{ }^\circ\text{C}$; $I_F = 600 \text{ A}$	max. 1,95	V
$V_{(TO)}$	$T_{vj} = 150 \text{ }^\circ\text{C}$	max. 1	V
r_T	$T_{vj} = 150 \text{ }^\circ\text{C}$	max. 2	$\text{m}\Omega$
I_{RD}	$T_{vj} = 25 \text{ }^\circ\text{C}$; $V_{RD} = V_{(BR)min}$	max. 2000	μA
	$T_{vj} = 160 \text{ }^\circ\text{C}$; $V_{RD} = V_{(BR)min}$	max. 35	mA
P_{RSM}	$T_{vj} = 160 \text{ }^\circ\text{C}$; $t_p = 10 \mu\text{s}$	60	kW
$R_{th(j-c)}$		0,2	K/W
$R_{th(c-s)}$		0,03	K/W
T_{vj}		- 40 ... + 160	$^\circ\text{C}$
T_{stg}		- 40 ... + 160	$^\circ\text{C}$
V_{isol}		-	V~
M_s	to heatsink	30	Nm
		270	lb.in.
a		5 * 9,81	m/s^2
m	approx.	260	g
Case		E 45	



SKN





* The specifications of our components may not be considered as an assurance of component characteristics. Components have to be tested for the respective application. Adjustments may be necessary. The use of SEMIKRON products in life support appliances and systems is subject to prior specification and written approval by SEMIKRON. We therefore strongly recommend prior consultation of our personal.