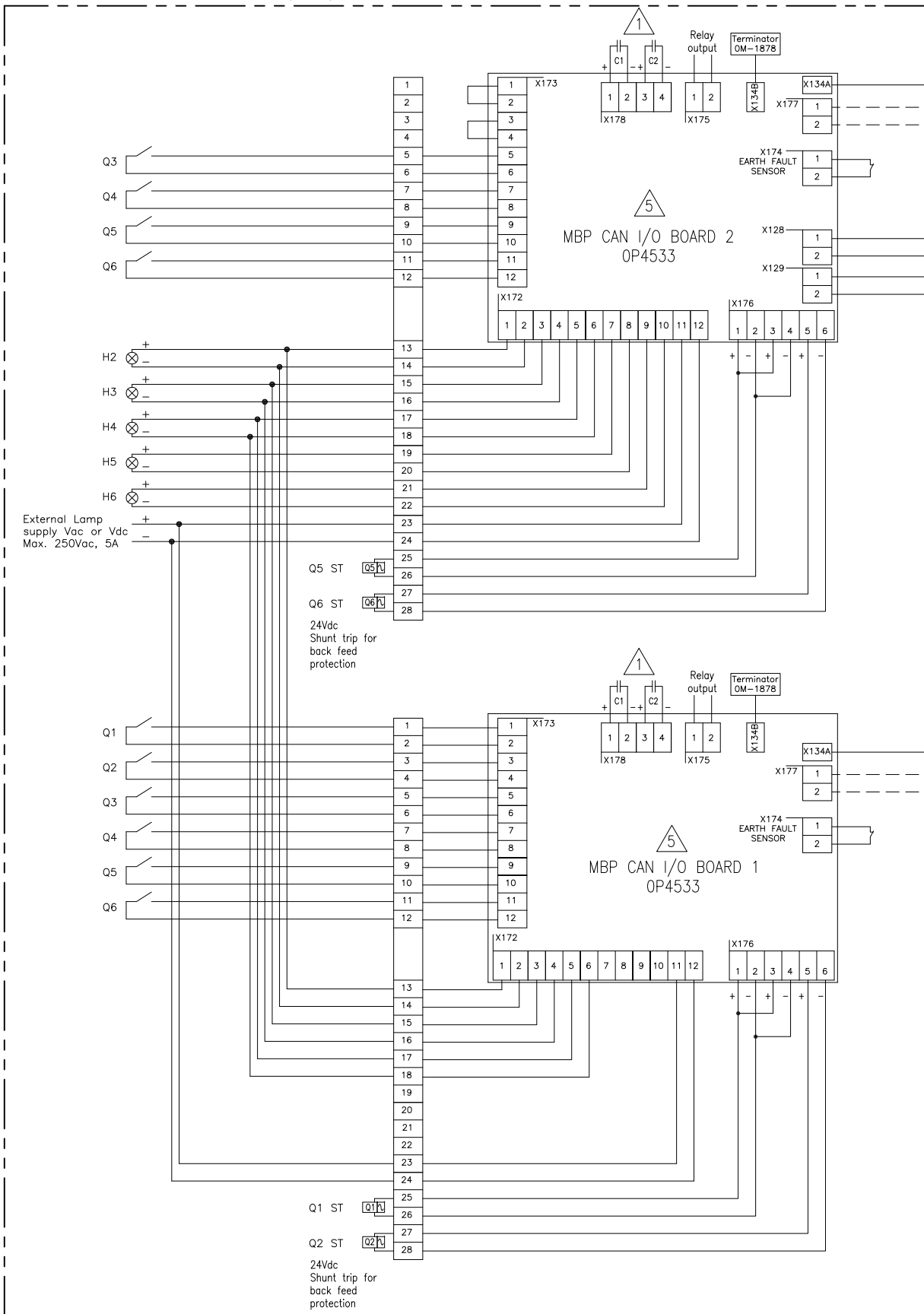
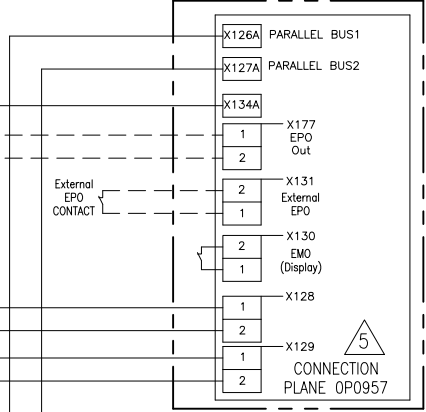


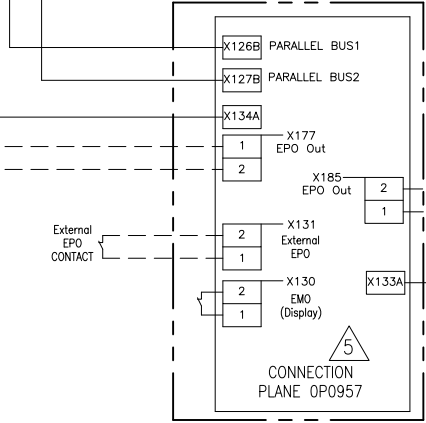
MAINTENANCE BYPASS PANEL (MBP)



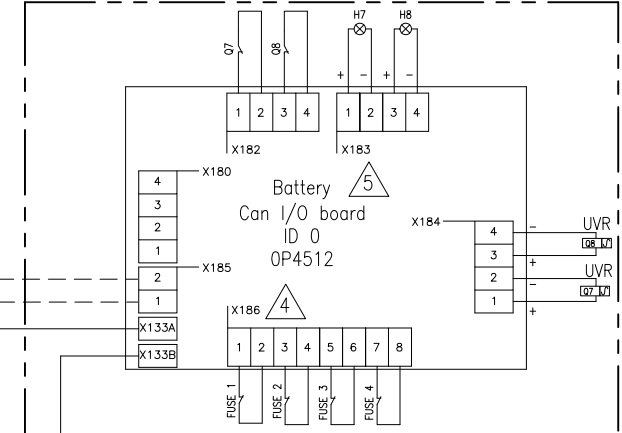
EXTERNAL BYPASS SWITCH



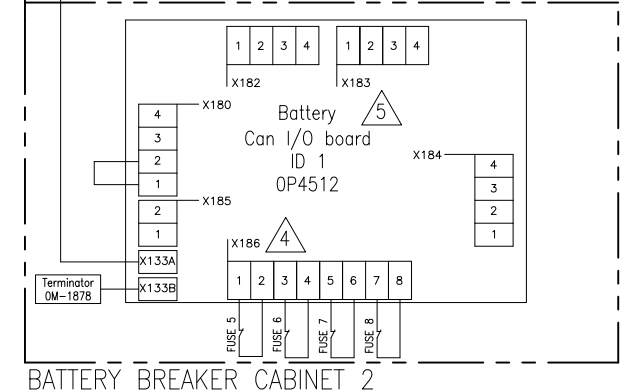
UPS



BATTERY BREAKER CABINET 1



BATTERY BREAKER CABINET 2



- NOTES:**
- △ 1. THE CAPACITORS ARE ENERGY STORAGE FOR EPO WHEN NO OTHER SOURCE IS AVAILABLE  
C1 = B41456-B7339-M = 33000µF (202-0333), C2 = B41456-B7339-M = 33000µF (202-0333).
  - △ 2. 15 CONDUCTOR IS SHIELDED TWISTED PAIR PROVIDED BY APC.
  - 3. - - - - - = EPO WIRING OPTIONAL.
  - △ 4. IF BATTERY CABINET FUSES ARE NOT PRESENT, THE TERMINALS WILL HAVE TO BE FITTED WITH JUMPERS.
  - △ 5. FOR BOARD PART NUMBERS CHECK THE LATEST REVISIONS.
  - 6. INSTALLATION MUST COMPLY WITH NATIONAL AND LOCAL ELECTRICAL REGULATIONS.

THIS DRAWING AND SPECIFICATIONS HEREIN ARE THE PROPERTY OF SCHNEIDER ELECTRIC AND SHALL NOT BE COPIED, REPRODUCED OR USED IN WHOLE OR IN PART, AS THE BASIS FOR THE MANUFACTURE OR SALE OF ITEMS WITHOUT WRITTEN PERMISSION FROM SCHNEIDER ELECTRIC. THIS DRAWING IS BASED UPON LATEST AVAILABLE INFORMATION AND IS SUBJECT TO CHANGE WITHOUT NOTICE.



TITLE:  
SYMMETRA MW  
400V, 3ø, 1x800kW  
SYSTEM WIRING DIAGRAM

PROJECT: STD SUBMITTAL DRAWINGS SHEET 1 OF 1

DWG NO: SYMF800K800HC1-WD

DRAWN: S CUNHA 30-DEC-10  
ENGINEER: S ANDERSEN 30-DEC-10  
APPROVED: C LARSEN/S WAGN 30-DEC-10

REV: 7

PROJ. ANGLE N/A