


Conext™ XW Series Power Distribution

Easy to install, flexible and scalable
balance of system solutions


Conext™ XW Power Distribution Panels offer flexibility for your solar and storage system design, including:

- **Mini-Power Distribution Panel and Power Distribution Panel**
- **XW Connection Kit**
- **XW Conduit Box**
- **Compatible Breakers**

Configuration with XW PDP



Configuration with XW Mini PDP



XW Mini Power Distribution Panel

The XW Mini Power Distribution Panel (Mini PDP) provides a compact, easy to install DC and AC power distribution cabinet compatible with the Conext XW series inverters. The Mini PDP can be used for managing power distribution to the XW inverter, MPPT Charge Controllers, the battery, and a generator.

The PDP is designed for compact installation below the XW inverter and easy installation:

- Includes a main 250 A DC breaker for the battery
- Includes AC breakers for AC input, Bypass, and AC Out (load)
- Breaker expansion positions on DC side for solar charge controllers and AC side for generator or AC coupled PV inverter
- AC wiring and DC bus bars for direct connection to the XW inverter
- Split phase, single phase applications
- Mounts below the XW inverter
- Multiple conduit knockouts and a field reversible door
- Compatible with Conext MPPT charge controllers, and includes mounting provisions for MPPT 60 150 Charge Controllers on the either side
- Saves installation time with a pre-wired solution



XW Mini PDP	
Part number	865-1013-01
Standards	UL
AC Distribution	
Included breakers	Three 60 A, 120/240 Vac, two-pole, Square D QOU260 AC breakers for AC input, bypass and AC load (factory-installed)
Mounting	DIN rail (35 mm)
Breaker expansion positions	One additional expansion position for a 2 pole Square D QOU breaker
AC wiring	Factory installed and labeled Arctic Ultraflex Blue™ wiring, including five #6 AWG Arctic AC cables for AC connections: L1, L2, Neutral
DC Distribution	
Included breakers	One GJ 250A 160 Vdc, 3/8" stud DC breaker installed
Mounting	Panel mounted
Breaker expansion positions	2 expansion positions for charge controller DC breakers. Can be used for outputs of MPPT 60/80/100, as well as MPPT 60 input.
DC wiring	Integrated DC busbars for easy installation with the XW series inverters
General Specifications	
Wiring connections	Termination lugs for ground, AC neutral and DC bus bar for battery connection
Enclosure	Indoor rated, field-reversible panel door and integrated wall mounting bracket
Certification	UL1741, CSA107.1
Product dimensions (H x W x D)	47.0 x 40.6 x 22.5 cm (18.5 x 16 x 8.9 in). 24.9 in door swing clearance, measured from back of unit
Shipping dimensions (H x W x D)	53.5 x 56.5 x 33 cm (21.0 x 28.6 x 13.0 in)
Shipping weight	13 kg (28.2 lb)

XW Power Distribution Panel

The XW Power Distribution Panel (PDP) provides an easy to install DC and AC power distribution cabinet compatible with the Conext XW series inverters. The PDP can be used for managing power distribution for up to three XW inverters, MPPT Charge Controllers, the battery, and a generator.

The PDP is designed for easy installation and flexibility:

- Includes a main 250 A DC breaker for the battery
- Available with or without AC breakers for AC input, Bypass, and AC Out (load)
- Breaker expansion positions on DC side for solar charge controllers and additional battery disconnects/breakers and AC side for additional inverters, generator or AC coupled PV inverter
- Compatible with up to three XW inverters
- Provision for mounting surge arresters e.g. Square D SDSA1175, Square D SDSA3650
- Extremely flexible Arctic Ultraflex Blue™ wiring for direct connection to the XW inverter as described in the specifications
- Split phase, single phase, and three phase applications
- Mount on either side of the XW inverter, multiple conduit knockouts and a field reversible door
- Mounts flush beside Conext 600V MPPT Charge Controllers. Includes mounting provisions for two MPPT 60 150 Charge Controllers on the side
- Saves installation time with factory installed, ready to connect wiring
- Includes a Conduit Box and mounting plate for seamless integration with XW inverters



	XW PDP with AC Breakers	XW PDP without AC Breakers
Part number	865-1015-01	865-1014-01
Standards	UL	UL / IEC
AC Distribution		
Included breakers	Three 60 A, 120/240 Vac, two-pole, Square D QOU260 AC breakers for AC input, bypass and AC load (factory-installed)	Breakers not included. Refer to compatible breaker accessories.
Mounting	DIN rail (35 mm)	DIN rail (35 mm)
Breaker expansion positions	Six expansion positions	Nine 2-pole expansions (QOU breakers)
AC wiring	Factory installed and labeled Arctic Ultraflex Blue™ wiring, including five #6 AWG AC cables for AC connections: L1, L2, Neutral	AC wiring not included
DC Distribution		
Included breakers	One GJ 250A 160 Vdc DC, 3/8" stud breaker installed	
Mounting	Panel mounted	
Breaker expansion positions	Two expansion positions for battery 250A DC breakers Eight expansion positions for charge controller DC breakers	
DC wiring	One pair of Arctic Ultraflex Blue™ #4/0 AWG battery cables	
General Specifications		
Wiring connections	Termination lugs for ground, AC neutral and DC bus bar for battery connection	
Enclosure	Indoor rated, field-reversible panel door. A wall mount bracket is included, as well as an XW Conduit box for wiring to the XW terminals.	
Product dimensions (H x W x D)	76.1 x 40.6 x 21.0 cm (30.0 x 16.0 x 8.3 in)	
Shipping dimensions (H x W x D)	122.0 x 53.3 x 34.3 cm (48.0 x 21.0 x 13.5 in)	
Shipping weight	30.5 kg (67.2 lb)	

XW Connection Kit for Additional Inverters

The XW Connection Kit is used for connecting a second or third XW inverter to a Power Distribution Panel (PDP). One XW Connection Kit is used for each of the additional XW Inverters.

The XW Connection Kit is designed for easy installation of multiple inverter systems and includes:

- XW Conduit Box
- Includes a main 250A DC breaker for the battery
- One pair #4/0 AWG battery cables, 64" length to reach from the third inverter to the PDP
- Five #6 AWG cables for AC In (grid), AC Out (load), and neutral
- AC Sync and Xanbus cables for network communication
- DC positive bus bar for up to 3 DC disconnect breakers for installation in the PDP



XW Installation Kit for INV2 INV 3 PDP	
Part number	865-1020-02
General Specifications	
Product dimensions (H x W x D)	22.9 x 40.6 x 21.0 cm (8.5 x 16.0 x 8.3 in)
Shipping dimensions (H x W x D)	44.5 x 33.3 x 30.5 cm (17.5 x 13.0 x 12.0 in)
Shipping weight	10.5 kg (23.1 lb)

XW Conduit Box

The XW Conduit Box mounts directly to the bottom of an XW inverter to safely protect end-users from inadvertent contact with wiring or connections. The XW Conduit Box is bundled with the Power Distribution Panel and the XW Connection Kit, however, it is also available for order on its own.

The Conduit Box is easily secured with two screws provided on the bottom of the inverter. The bottom flange of the conduit box can then be attached (fasteners not provided) to the wall to complete the installation. The front panel of the conduit box can be removed by removing the two screws on the front, allowing ample space to make all necessary wiring connections.

In multi-unit installations, the sides of adjacent conduit boxes can be removed to create an effective raceway with lots of volume to run AC and DC inverter cabling. The conduit box also includes multiple cable strap points, allowing the final installation to look clean and professional.

In addition, an internal sheet metal barrier is included to keep communications wires separate from AC and DC power wires.



XW Conduit Box	
Part number	865-1025-01
General Specifications	
Product dimensions (H x W x D)	22.9 x 40.6 x 21.0 cm (8.5 x 16.0 x 8.3 in)
Shipping dimensions (H x W x D)	44.5 x 33.0 x 30.5 cm (17.5 x 13.0 x 12.0 in)
Shipping weight	4.6 kg (10.0 lb)


Compatible AC breakers for XW Power Distribution Panel

Application	Compatible Breakers
UL Standards	
120/240 VAC	60 A, 120/240 VAC Breaker Kit (865-1215-01); or Customize with Square D type QOU DIN-rail mount breakers
120/208 VAC	60 A, Three-Phase Breaker Kit (865-1315-01); or Customize with Square D type QOU DIN-rail mount breakers
IEC Standards	
230 VAC	Schneider Electric Acti9 and Multi9 DIN-rail mount breakers

60 A, 120/240 VAC Breaker Kit

The 60 A, 120/240 VAC Breaker Kit is used for AC distribution for a second or third XW inverter connection to the Power Distribution Panel. If the Power Distribution Panel was ordered with AC breakers, a single breaker kit can be used for connecting two or three inverters. With two inverters, the three additional breakers are used for AC in (grid), bypass, and AC Out (load). With three inverters the breakers in the PDP are used for AC in (grid) and AC Out (load), and bypass functionality would be installed externally (not included). Includes:

- Three 60A, 120/240 Vac, two-pole, Square D, type QOU, DIN-rail mountable AC breakers
- Four Jumpers with four tabs each
- Bypass interlock plate for dual inverter systems




XW Conduit Box

Part number	865-1215-01
-------------	-------------

60 A, Three-Phase Breaker Kit

The 60 A, Three-Phase Breaker Kit is used to connect three XW+ inverters in a 120/208V three phase configuration in the Power Distribution Panel. The three, 60A three-pole breakers are used for connecting AC In (grid), bypass, and AC Out (load). Includes:

- Three 60A, 120/208 Vac, three-pole, Square D QOU360, DIN-rail mountable AC breakers
- Power distribution jumpers
- Bypass interlock for three-phase systems using three XW inverters



Three-Phase Breaker Kit for XW PDP

Part number	865-1315-01
-------------	-------------

DC Breaker Accessories

Compatible with XW Power Distribution Panels.

	Single Unit Part Number	Masterpack Part Number	Masterpack Qty	Application
Battery Disconnect/Breaker				
250A, 160VDC, Panel Mount DC Breaker	865-DCBRK-250	865-1065	6 units	XW inverter connection to battery
Charge Controller Breakers				
125A, 125VDC, Panel Mount DC Breaker	865-DCBRK-125	-	-	MPPT 100 600 output connection to battery
100A, 125VDC, Panel Mount DC Breaker	865-DCBRK-100	865-1080	12 units	MPPT 80 600 output connection to battery
80A, 125VDC, Panel Mount DC Breaker	865-DCBRK-80	865-1070	12 units	MPPT 60 150 output connection to battery
60A, 160VDC, Panel Mount DC Breaker	865-DCBRK-60	865-1075	48 units	MPPT 60 150 input connection to PV array. Not used when the MPPT 60 150 is installed with MPPT Disconnect RS

Example XW Power Distribution Configurations

The following table shows example ordering information for some typical configurations. Other configurations are also possible such as adding additional MPPT charge controllers or integrating PV with AC Coupling. Please refer to the Mini-PDP, PDP, and other product specifications and manuals for more information.

	Part Number	1 XW 120/240V 1 MPPT	2 XW 120/240V 2 MPPT	3 XW 120/240V 3 MPPT	3 XW 3-phase 3 MPPT
XW Pro or XW+	865-6848-21 or 865-6848-01	1	2	3	3 ¹
MPPT 100 600 or MPPT 80 600	865-1034 or 865-1032	1	2	3	3
Optional: MPPT Disconnect RS	865-1036 and 865-1039	1 1	1 1	2 1	2 1
XW Mini PDP	865-1013-01 ²	1			
XW PDP with AC Breakers	865-1015-01 ²		1	1	
XW PDP without AC Breakers	865-1014-01				1
XW Connection Kit	865-1020-02		1	2	2
60A 120/240 VAC Breaker Kit	865-1215-01 ²		1	1	
60A Three Phase Breaker Kit	865-1315-01 ²				1
Charge Controller Output Breaker	Refer to DC breaker accessories	1	2	3	3
Optional: Extra AC Breakers for Generator Integration	Refer to AC breaker accessories	One 2-pole	Two 2-pole	Three 2-pole	One 3-pole
Manual Bypass		Included	Included with 865-1215-01	Installed externally (not included)	Included with 865-1315-01

¹ XW+ must be used for three-phase applications

² For IEC markets, substitute the PDP without AC Breakers (865-1014-01), and refer to compatible AC breaker accessories.