



APC

NetShelter Rack Power Distribution and Rack Systems Worldwide

NEW!

Featuring:
NetShelter Rack PDU Advanced



apc.com

Life Is On | **Schneider**
Electric

Introduction

Through our APC brand, Schneider Electric offers a wide array of standardized rack power distribution units (PDUs) designed to increase manageability and efficiency in your data center.



NetShelter Rack PDU Advanced

A rack PDU with an industry-first 4-in-1 outlet design that works for the most common types of plugs, with models able to deliver even more power. Designed for the high-density power needs of service providers, large enterprises, and medium-to-large data centers.

NetShelter Rack PDUs

Our standard PDUs with industry-leading reliability, manageability, and security. Ideal for small and medium sized businesses, small-to-medium data centers, and edge computing.

Basic Rack PDUs

- Reliable power distribution

Metered Rack PDUs

- Real-time monitoring of connected loads
- User-defined alarms warn about potential circuit overloads to prevent power loss to critical equipment

Switched Rack PDUs

- Metered functionality, plus individual outlet control to power cycle outlets
- Manage on/off equipment sequencing

Metered-by-outlet Rack PDUs

- Greater power management
- Individual outlet-level power metering
- User-resettable energy (kW) logs for capacity planning and energy-efficiency initiatives

We understand your overall challenges:



You need to deploy equipment quickly



You must keep up with increasing power densities



You cannot afford downtime

The complexity of power distribution gets in the way.

Plan for an always-changing future with NetShelter Rack PDU Advanced:

- **Deploy equipment faster** due to simpler planning and configuration (a unique 4-in-1 outlet accommodates the most common plug types)
- **Easily handle high-density loads** with up to 48 outlets and 50% more power than other APC PDUs
- **Avoid downtime** with advanced redundancy features

Learn more about the advanced offer:

apc.com/pdu-advanced

Introduction

Rack PDU Advanced

Basic Rack PDUs

Metered Rack PDUs

Metered-by-outlet Rack PDUs

Switched Rack PDUs

Metered-by-outlet with Switching Rack PDUs

Rack-mount Transfer Switch

Rack PDU Accessories

Other Rack Systems

Receptacle and Plug Types

Product feature by Rack PDU by family/series

NEW!

	Rack PDU Advanced 10000 Series	9000 Series	8900 Series	8800 Series	8600 Series	8400 Series	7900 Series	7800 Series
Design features								
Ultra-low profile, space-saving design	•	•	•	•	•	•	•	•
Hydraulic-magnetic circuit breakers	•	•	•	•	•	•	•	•
Ultra-low profile circuit breakers	•	•	•	•	•	•		
Locking IEC outlets when used with locking power cords	•	•	•	•	•	•		
High retention outlets when used with standard cords	•	•						
4-in-1 outlet acts as C13/C15/C19/C21 outlet	•							
High-density outlets	•							
Alternating phase and color-coded outlets	•							
Intelligent power management								
Metered	•			•				•
Metered-by-outlet	•					•		
Switched	•	•	•				•	
Metered-by-outlet with switching	•				•			
Outlet control								
Individual outlet remote power on/off control	•	•	•		•		•	
Outlet power sequencing with full user customization	•	•	•		•		•	
Outlet level grouping (multiple outlets in same or multiple units follow single command)	•	•	•		•		•	
User access control with assignable roles, access levels at device and outlet level	•	•	•		•		•	
Display and network management								
Full-featured network management via Web and SNMP	•	•	•	•	•	•	•	•
Ethernet connectivity	Gigabit	Gigabit	10/100	10/100	10/100	10/100	10/100	10/100
Local display	Color LCD	Color LCD	LCD	LCD	LCD	LCD	LED	LED
Network port sharing	32	32	4	4	4	4		
Local USB port for easy local firmware updates	•	•	•	•	•	•		
Network management card power sharing	•							
Dual network ports for multi-user access	•							

Introduction

Rack PDU Advanced

Basic Rack PDUs

Metered Rack PDUs

Metered-by-outlet
Rack PDUs

Switched Rack PDUs

Metered-by-outlet with
Switching Rack PDUs

Rack-mount
Transfer Switch

Rack PDU
Accessories

Other Rack Systems

Receptacle and
Plug Types

Product feature by Rack PDU by family/series (continued)


	NEW!	Rack PDU Advanced Series	9000 Series	8900 Series	8800 Series	8600 Series	8400 Series	7900 Series	7800 Series
Metering capability									
Metering accuracy		+/- 1%	+/- 1%	+/- 3%	+/- 3%	+/- 3%	+/- 3%	+/- 5%	+/- 5%
Active current measurements (amps)		•	•	•	•	•	•	•	•
Active power measurements, including volts, amps, real power (kW), and energy (kWh)		•	•	•	•	•	•		
User-customizable alarms and warnings		•	•	•	•	•	•	•	•
Embedded log memory to record/review/report historic metered		•	•	•	•	•	•	•	•
Individual outlet power metering		•				•	•		
Environmental									
Maximum operating temperature		60°C	60°C	60°C	60°C	60°C	60°C	45°C	45°C
Environmental monitoring port for external temperature/humidity		Up to 8	•	•	•	•	•		
Maintenance and upgradeability									
Field-replaceable network management module		Live swap	•	•	•	•	•		
Warranty		3 year	3 year	2 year	2 year	2 year	2 year	2 year	2 year

Benefits of our industry-first 4-in-1 outlet:


- Simplify IT planning—no need to select different types of PDUs for different types of equipment
- Be ready for future expansion without needing to know what types of outlets you'll need
- Avoid delays and unplanned costs if plug requirements change mid-project—use the PDUs you already ordered
- Be flexible for whatever the future brings to your data center




Acts as any of these outlet types:




C13



C15



C19



C21

Rack PDU Advanced Local Display



Color user-interactive display for local access

USB for FW upgrades

Network:

- Dual network 10/100/Gigabit & 10/100
- Redundant Ethernet
- Cascading up to 32 PDUs
- Display power sharing

Dual sensor ports

Introduction

Rack PDU Advanced

Basic Rack PDUs

Metered Rack PDUs

Metered-by-outlet Rack PDUs

Switched Rack PDUs

Metered-by-outlet with Switching Rack PDUs

Rack-mount Transfer Switch

Rack PDU Accessories

Other Rack Systems

Receptacle and Plug Types

NetShelter Rack PDU Advanced

A rack PDU with an industry-first 4-in-1 outlet design that works for the most common types of plugs, with models able to deliver even more power.



Voltage	Mounting U-space	Nominal voltage	Region	Input circuit	Nominal power	Input plug type*	Output receptacles**	Cord length	APC SKU
Metered	Vertical, 0U	230	INTL	32 A, 1φ	7.4 kW	IEC-309 32 A	(20) C13/15 (20) 4-in-1	3.0 m	APDU10150ME
	Vertical, 0U	400 – 415	Worldwide	16, 20 A, 2φ	11.0, 11.5 kW	IEC-309 20 A 3P+N+PE	(21) C13/15 (21) 4-in-1	1.8 m	APDU10250ME
	Vertical, 0U	400 – 415	Worldwide	32, 30 A, 3φ	22.1, 17.3 kW	IEC-309 30 A 3P+N+PE	(24) C13/15 (24) 4-in-1	1.8 m	APDU10350ME
	Vertical, 0U	400 – 415	Worldwide	63, 60 A, 3φ	43.5, 34.6 kW	IEC-309 60 A 3P+N+PE	(21) C13/15 (21) 4-in-1	1.8 m	APDU10450ME
	Vertical, 0U	208	NAM	30 A, 1φ	5.0 kW	NEMA L6-30P	(20) C13/15 (20) 4-in-1	3.0 m	APDU10151ME
	Vertical, 0U	208	NAM	30 A, 3φ	8.6 kW	NEMA L21-30P	(21) C13/15 (21) 4-in-1	1.8 m	APDU10351ME
	Vertical, 0U	208	NAM	50 A, 3φ	14.4 kW	CS8365C	(21) C13/15 (21) 4-in-1	1.8 m	APDU10451ME
	Vertical, 0U	208	NAM	60 A, 3φ	17.3 kW	IEC-309 60 A 3P+PE	(21) C13/15 (21) 4-in-1	1.8 m	APDU10452ME
Metered-by-Outlet	Vertical, 0U	400 – 415	Worldwide	32, 30 A, 3φ	22.1, 17.3 kW	IEC-309 32 A 3P+N+PE	(24) C13/15 (24) 4-in-1	1.8 m	APDU10350MO
	Vertical, 0U	208	NAM	60 A, 3φ	17.3 kW	IEC-309 60 A 3P+PE	(21) C13/15 (21) 4-in-1	1.8 m	APDU10452MO
Switched	Vertical, 0U	230	INTL	32 A, 1φ	7.4 kW	IEC-309 32 A	(20) C13/15 (20) 4-in-1	3.0 m	APDU10150SW
	Vertical, 0U	400 – 415	Worldwide	16, 20 A, 2φ	11.0, 11.5 kW	IEC-309 20 A 3P+N+PE	(21) C13/15 (21) 4-in-1	1.8 m	APDU10250SW
	Vertical, 0U	400 – 415	Worldwide	32, 30 A, 3φ	22.1, 17.3 kW	IEC-309 30 A 3P+N+PE	(24) C13/15 (24) 4-in-1	1.8 m	APDU10350SW
	Vertical, 0U	400 – 415	Worldwide	63, 60 A, 3φ	43.5, 34.6 kW	IEC-309 60 A 3P+N+PE	(21) C13/15 (21) 4-in-1	1.8 m	APDU10450SW
	Vertical, 0U	208	NAM	30 A, 1φ	5 kW	NEMA L6-30P	(20) C13/15 (20) 4-in-1	3.0 m	APDU10151SW
	Vertical, 0U	208	NAM	30 A, 3φ	8.6 kW	NEMA L21-30P	(24) C13/15 (24) 4-in-1	1.8 m	APDU10351SW
	Vertical, 0U	208	NAM	50 A, 3φ	14.4 kW	CS8365C	(21) C13/15 (21) 4-in-1	1.8 m	APDU10451SW
	Vertical, 0U	208	NAM	60 A, 3φ	17.3 kW	IEC-309 60 A 3P+PE	(21) C13/15 (21) 4-in-1	1.8 m	APDU10452SW
Metered-by-Outlet with Switching	Vertical, 0U	230	INTL	32 A, 1φ	7.4 kW	IEC-309 32 A	(20) C13/15 (20) 4-in-1	3.0 m	APDU10150SM
	Vertical, 0U	400 – 415	Worldwide	16, 20 A, 2φ	11.0, 11.5 kW	IEC-309 20 A 3P+N+PE	(24) C13/15 (24) 4-in-1	1.8 m	APDU10250SM
	Vertical, 0U	400 – 415	Worldwide	32, 30 A, 3φ	22.1, 17.3 kW	IEC-309 30 A 3P+N+PE	(24) C13/15 (24) 4-in-1	1.8 m	APDU10350SM
	Vertical, 0U	400 – 415	Worldwide	63, 60 A, 3φ	43.5, 34.6 kW	IEC-309 60 A 3P+N+PE	(21) C13/15 (21) 4-in-1	1.8 m	APDU10450SM
	Vertical, 0U	208	NAM	30 A, 1φ	5 kW	NEMA L6-30P	(20) C13/15 (20) 4-in-1	3.0 m	APDU10151SM
	Vertical, 0U	208	NAM	30 A, 3φ	8.6 kW	NEMA L21-30P	(24) C13/15 (24) 4-in-1	1.8 m	APDU10351SM
	Vertical, 0U	208	NAM	50 A, 3φ	14.4 kW	CS8365C	(21) C13/15 (21) 4-in-1	1.8 m	APDU10451SM
	Vertical, 0U	208	NAM	60 A, 3φ	17.3 kW	IEC-309 60 A 3P+PE	(21) C13/15 (21) 4-in-1	1.8 m	APDU10452SM

Additional options

Configurable Rack PDUs:

All options above are available as configure-to-order with leadtime of **6-7 weeks and minimum order quantity of 30 units** when configuring to order these options:

[Input plug type](#) | [Input plug length](#) | [Color](#)

Engineer-to-Order Rack PDUs:

Have a large order and not finding what you are looking for? Engineer-to-order your Rack PDU with best-in-class APC NetShelter™ Rack PDU Advanced features and functionality! Request your engineer-to-order PDU solution today.



Visit apc.com/pdu-advanced to request your CTO or ETO PDU.

Introduction

Rack PDU Advanced

Basic Rack PDUs

Metered Rack PDUs

Metered-by-outlet Rack PDUs

Switched Rack PDUs

Metered-by-outlet with Switching Rack PDUs

Rack-mount Transfer Switch

Rack PDU Accessories

Other Rack Systems

Receptacle and Plug Types

NetShelter Basic Rack PDUs

Voltage	Mounting U-space	Nominal voltage	Region	Input circuit	Nominal power	Input plug type**	Output receptacles	Cord length	APC SKU
100 – 120 V input	Vertical, 0U	100 – 120	NAM, LAM	15 A	1.4 kW	NEMA 5-15P	(14) 5-15	3.6 m	AP9567
	Vertical, 0U	120	NAM	20 A	1.9 kW	NEMA L5-20P	(24) 5-20	3.0 m	AP7530
	Vertical, 0U	100 – 120	NAM	20 A	1.9 kW	NEMA L5-20P	(14) 5-15	3.6 m	AP9551
	Vertical, 0U	100 – 120	Japan	20 A	2.0 kW	NEMA L5-20P	(24) 5-15	3.0 m	AP7530J
	Vertical, 0U	120	NAM	30 A	2.9 kW	NEMA L5-30P	(24) 5-20	3.0 m	AP7532
	Vertical, 0U	100	Japan	30 A	3.0 kW	NEMA L5-30P	(24) 5-15	3.0 m	AP7532J
	Horizontal, 1U	100 – 120	NAM, LAM	15 A	1.4 kW	NEMA 5-15P	(10) 5-15	3.6 m	AP9562
	Horizontal, 1U	100 – 120	NAM	20 A	1.9 kW	NEMA 5-20P	(10) 5-20	3.6 m	AP9563
	Horizontal, 1U	100 – 120	NAM	20 A	1.9 kW	NEMA L5-20P	(10) 5-20	3.6 m	AP9564
	Horizontal, 1U	100 – 120	NAM	30 A	2.9 kW	NEMA L5-30P	(10) 5-20	3.6 m	AP9560
200 – 240 V input	Vertical, 0U	120 – 240	Worldwide	10 A	2.3 kW	IEC-320 C14*	(15) C13	2.0 m	AP9568
	Vertical, 0U	230	GCN	16 A	3.5 kW	IEC-309 16 A	(14) C13 (4) C19	1.0 m	AP6351CH
	Vertical, 0U	230	GCN	16 A	3.5 kW	IEC-309 16 A	(18) C13 (6) C19	1.0 m	AP6451CH
	Vertical, 0U	120 – 230	Worldwide	16 A	3.3 kW	IEC-320 C20	(15) C13	2.5 m	AP9572
	Vertical, 0U	230	LAM, EMEA, GCN, APJ	16 A	3.7 kW	IEC-309 16 A	(20) C13 (4) C19	1.0 m	AP7551
	Vertical, 0U	230	Worldwide	16 A	3.7 kW	IEC-320 C20*	(20) C13 (4) C19	3.0 m	AP7552
	Vertical, 0U	230	Worldwide	16 A	3.7 kW	IEC-309 16 A	(20) C13 (4) C19	3.0 m	AP7554
	Vertical, 0U	200 – 240	NAM	20 A	3.3 kW	NEMA L6-20P	(20) C13 (4) C19	3.0 m	AP7540
	Vertical, 0U	200 – 240	NAM	30 A	5.0 kW	NEMA L6-30P	(20) C13 (4) C19	3.0 m	AP7541
	Vertical, 0U	230	GCN	32 A	7.0 kW	IEC-309 32 A	(18) C13 (6) C19	2.0 m	AP6453CH
	Vertical, 0U	230	LAM, EMEA, GCN, APJ	32 A	7.4 kW	IEC-309 32 A	(20) C13 (4) C19	3.0 m	AP7553
	Vertical, 0U	200 – 240	NAM, APJ, GCN	30 A	5 kW	NEMA L6-30P	(14) C13 (2) C19	3.0 m	AP6002A
	Vertical, 0U	100 – 240	Worldwide	16 A	3.7 kW	IEC-320 C20*	(14) C13	Inlet	AP6003A
	Vertical, 0U	200 – 240	Worldwide	32 A	7 kW	IEC-309 32 A	(20) C13 (6) C19	3.0 m	AP6009A
	Horizontal 1U	100 – 240	Worldwide	15 A	2.9 kW	IEC-320 C14*	(7) C13 (1) C13	Inlet	AP6015A
	Horizontal 1U	100 – 240	Worldwide	16 A	3.7 kW	IEC-320 C20*	(11) C13 (2) C13	Inlet	AP6020A
	Horizontal 1U	100 – 240	Worldwide	16 A	3.7 kW	IEC-320 C20*	(5) C13 (2) C13 (2) C19	Inlet	AP6120A
	Horizontal, 1U	230	GCN	16 A	3.5 kW	IEC-320 C20	(8) GB	Inlet	AP6201CH
	Horizontal, 1U	230	GCN	16 A	3.5 kW	IEC-320 C20	(12) C13	Inlet	AP6221CH
	Horizontal, 1U	120 – 240	Worldwide	16 A	3.7 kW	IEC-320 C20*	(10) C13 (2) C19	2.5 m	AP9559
	Horizontal, 1U	100 – 240	Worldwide	16 A	3.7 kW	IEC-320 C20*	(12) C13	2.5 m	AP9565
	Horizontal, 1U	208	NAM, LAM	20 A	3.3 kW	NEMA L6-20P	(12) C13	3.6 m	AP9566
	Horizontal, 1U	200 – 240	NAM, APJ, GCN	30 A	5.0 kW	NEMA L6-30P	(4) C19	3.66 m	AP6031A
	Horizontal, 1U	208	NAM	30 A	5.0 kW	NEMA L6-30P	(4) C19	3.0 m	AP9570
	Horizontal, 1U	200 – 240	NAM, LAM	30 A	5.0 kW	NEMA L6-30P	(10) C13	3.6 m	AP9571A
	Horizontal, 2U	230	LAM, EMEA, GCN, APJ	32 A	7.4 kW	Hardwire	(4) C19	8.5 m	AP7585

*See [Page 13](#) for inlet power cord options **IEC Input Plug options listed are IP44 plug types

Introduction

Rack PDU Advanced

Basic Rack PDUs

Metered Rack PDUs

Metered-by-outlet Rack PDUs

Switched Rack PDUs

Metered-by-outlet with Switching Rack PDUs

Rack-mount Transfer Switch

Rack PDU Accessories

Other Rack Systems

Receptacle and Plug Types

NetShelter Basic Rack PDUs

(continued)

*IEC Input Plug options listed are IP44 plug types

Voltage	Mounting U-space	Nominal voltage	Region	Input circuit	Nominal power	Input plug type*	Output receptacles	Cord length	APC SKU
200 – 240 V input (cont'd)	Horizontal, 1U	200 – 240	APJ, EMEA GCN	32 A	7.4 kW	IEC-309 32 A	(4) C19	3.66 m	AP6032A
	Horizontal, 2U	230	LAM, EMEA, GCN, APJ	32 A	7.4 kW	Hardwire	(4) IEC-309 32 A	8.5 m	AP7586
208 V input	Vertical, 0U	208	NAM	20 A, 3 ϕ	5.8 kW	NEMA L21-20P	(4) 5-20	1.0 m	AP7562
	Vertical, 0U	208	NAM	20 A, 3 ϕ	5.8 kW	NEMA L21-20P	(4) 5-20	3.0 m	AP7592
	Vertical, 0U	208	NAM	20 A, 3 ϕ	5.8 kW	NEMA L21-20P	(21) 5-20 (6) L6-20	1.0 m	AP7563
	Vertical, 0U	208	NAM	20 A, 3 ϕ	5.8 kW	NEMA L21-20P	(36) C13 (6) C19	1.0 m	AP7564
	Vertical, 0U	200 – 240	NAM	50 A, 3 ϕ	12.5 kW	CS8365C	(30) C13 (6) C19	1.0 m	AP7568
	Vertical, 0U	200 – 240	NAM	50 A, 3 ϕ	12.5 kW	CS8365C	(30) C13 (6) C19	3.0 m	AP7598
	Vertical, 0U	200 – 240	NAM	50 A, 3 ϕ	14.4 kW	CS8365C	(24) C13 (2) L6-30 (4) C19	1.0 m	AP7569
	Vertical, 0U	200 – 240	NAM	50 A, 3 ϕ	14.4 kW	CS8365C	(24) C13 (2) L6-30 (4) C19	3.0 m	AP7599
	Vertical, 0U	208	NAM	50 A, 3 ϕ	12.5 kW	CS8365C	(6) C19 (3) C13	1.8 m	AP7567A
	Vertical, 0U	200 – 240	NAM	60 A	10 kW	IEC-309 60 A	(21) C13 (6) C19	3.0 m	AP6007A
	Horizontal, 1U	200 – 240	NAM, GCN	60 A	11.6 kW	IEC-309 60 A	(3) C19	3.66 m	AP6039A
	Horizontal, 1U	200 – 240	APJ, EMEA GCN	63 A	12.1 kW	IEC-309 63 A	(3) C19	3.66 m	AP6038A
	Horizontal, 1U	200 – 240	NAM	50 A, 3 ϕ	14.4 kW	CS8365C	(6) C19	2.4 m	AP7516
	Horizontal, 1U	200 – 240	NAM, GCN	30 A, 3 ϕ	8.6 kW	NEMA L15-30P	(3) C19	3.6 m	AP6037A
	Horizontal, 2U	120 – 208	NAM	30 A, Split ϕ	5.8 kW	NEMA L14-30P	(4) L5-20	8.5 m	AP7580
	Horizontal, 2U	120 – 208	NAM	30 A, Split ϕ	5.8 kW	NEMA L14-30P	(4) L6-20	8.5 m	AP7581
Horizontal, 2U	120 – 208	NAM	30 A, Split ϕ	5.8 kW	NEMA L14-30P	(12) 5-20	8.5 m	AP7582	
Horizontal, 2U	120 – 208	NAM	30 A, Split ϕ	5.8 kW	NEMA L14-30P	(4) L5-30	8.5 m	AP7583	
Horizontal, 2U	120 – 208	NAM	30 A, Split ϕ	5.8 kW	NEMA L14-30P	(4) L6-30	8.5 m	AP7584	
400 – 415 V input	Vertical, 0U	400	LAM, EMEA, GCN, APJ	16 A, 3 ϕ	11 kW	IEC-309 16 A 3P+N+PE	(36) C13 (6) C19	1.0 m	AP7557
	Vertical, 0U	400	LAM, EMEA, GCN, APJ	16 A, 3 ϕ	22 kW	IEC-309 32 A 3P+N+PE	(6) C13 (3) C19	1.8 m	AP7555A
	Vertical, 0U	415	NAM	20 A, 3 ϕ	11.5 kW	IEC-309 20 A 3P+N+PE	(36) C13 (6) C19	1.0 m	AP7557NA
	Horizontal, 1U	400	LAM, EMEA, GCN, APJ	32 A, 3 ϕ	22 kW	IEC-309 32 A 3P+N+PE	(6) C19 (6) C19	2.4 m	AP7526

Selecting and Configuring APC Rack PDUs

Use the Rack PDU Selector to help you choose from:

- Family type
- Output voltage
- Mount style (vertical or horizontal)
- Input plug
- Localized price

apc.com/tools/selector/pdu



Introduction

Rack PDU Advanced

Basic Rack PDUs

Metered Rack PDUs

Metered-by-outlet Rack PDUs

Switched Rack PDUs

Metered-by-outlet with Switching Rack PDUs

Rack-mount Transfer Switch

Rack PDU Accessories

Other Rack Systems

Receptacle and Plug Types

NetShelter Metered Rack PDUs

Metered Rack PDUs provide real-time remote monitoring of connected loads. User-defined alarms warn of potential circuit overloads before critical IT failures occur.

Voltage	Mounting U-space	Nominal voltage	Region	Input circuit	Nominal power	Input plug type*	Output receptacles	Cord length	APC SKU
100 – 120V input	Vertical, 0U	100 – 120	NAM, Japan	15 A	1.4 kW	NEMA 5-15P	(10) 5-15	3.0 m	AP8831
	Vertical, 0U	100 – 120	NAM	20 A	1.9 kW	NEMA L5-20P	(24) 5-20	3.0 m	AP8830
	Vertical, 0U	100 – 120	Japan	20 A	2.0 kW	NEMA L5-20P	(24) 5-15	3.0 m	AP8830J
	Vertical, 0U	100 – 120	Japan	20 A	1.9 kW	NEMA L5-20P	(10) 5-15	3.0 m	AP8833J
	Vertical, 0U	100 – 120	NAM, Japan	30 A	2.9 kW	NEMA L5-30P	(24) 5-20	3.0 m	AP8832
	Vertical, 0U	100 – 120	Japan	30 A	2.4 kW	NEMA L5-30P	(24) 5-15	3.0 m	AP8832J
	Horizontal, 1U	120	NAM, LAM	15 A	1.4 kW	NEMA 5-15P	(8) 5-20	3.6 m	AP7800B
	Horizontal, 1U	120	NAM, LAM	20 A	1.9 kW	NEMA L5-20P	(8) 5-20	3.6 m	AP7801B
	Horizontal, 2U	120	NAM, LAM	30 A	2.9 kW	NEMA L5-30P	(16) 5-20	3.6 m	AP7802B
	Horizontal, 2U	100	Japan	30 A	3.0 kW	NEMA L5-30P	(16) 5-15	3.6 m	AP7802BJ
200 – 240V input	Vertical, 0U	230	Worldwide	10/12 A	2.3 kW	IEC-320 C14	(16) C13	3.0 m	AP7850B
	Vertical, 0U	100 – 240	Worldwide	16 A	3.3 kW	IEC-320 C20*	(18) C13 (2) C19	Inlet	AP8858
	Vertical, 0U	100 – 240	EMEA, APJ	16 A	3.7 kW	IEC-309 16 A	(18) C13 (2) C19	3.0 m	AP8858EU3
	Vertical, 0U	100 – 240	NAM, LAM, GCN, APJ	20 A	3.3 kW	NEMA L6-20P	(18) C13 (2) C19	3.0 m	AP8858NA3
	Vertical, 0U	200 – 240	NAM, Japan, LAM	30 A	5.0 kW	NEMA L6-30P	(36) C13 (6) C19	3.0 m	AP8841
	Vertical, 0U	208	NAM	30 A	5.8 kW	NEMA L14-30P	(16) 5-20 (2) C19 (12) C13	3.0 m	AP8870
	Vertical, 0U	220 – 240	LAM, EMEA, GCN, APJ	32 A	7.4 kW	IEC-309 32 A	(36) C13 (6) C19	3.0 m	AP8853
	Horizontal, 1U	100 – 240	Worldwide	10/12 A	2.5 kW	IEC-320 C14*	(8) C13	Inlet	AP7820B
	Horizontal, 1U	100 – 240	Worldwide	16 A	3.3 kW	IEC-320 C20*	(8) C13	Inlet	AP7821B
	Horizontal, 2U	200 – 240	NAM	30 A	5.0 kW	NEMA L6-30P	(12) C13 (4) C19	3.6 m	AP7811B
	Horizontal, 2U	230	LAM, EMEA, GCN, APJ	32 A	7.4 kW	IEC-309 32 A	(12) C13 (4) C19	3.6 m	AP7822B

*See Page 13 for inlet power cord options **IEC Input Plug options listed are IP44 plug types

What is metered on Metered & Switched Rack PDUs?

- **Device:** Power and energy
- **Phase:** Current,* power, and voltage
- **Internal circuit breaker (bank):** Current*
- **Outlet:** Current, power, energy (AP8600 & AP8400 Series only)

*AP7000 series monitors current per phase and breaker only.

Why do we meter?

- **Device:** Rack level capacity change, planning, and efficiency calculations
- **Phase:** Balance loads between phases to protect against tripping upstream branch circuit breakers

- **Internal circuit breaker (bank):** Protect against tripping internal circuit breakers
- **Outlet:** Detailed capacity change, equipment efficiency, and trends

Rack PDU Management

APC Intelligent Rack PDUs provide remote power utilization data to help make informed power decisions and lower total cost of ownership.



- Manage on your own via web browser, Telnet (CLI), SNMP, and Redfish.
- Schneider Electric manage for you with EcoStruxure™ Monitoring & Dispatch Services. Learn more at EcoStruxureIT.com.

Introduction

Rack PDU Advanced

Basic Rack PDUs

Metered Rack PDUs

Metered-by-outlet Rack PDUs

Switched Rack PDUs

Metered-by-outlet with Switching Rack PDUs

Rack-mount Transfer Switch

Rack PDU Accessories

Other Rack Systems

Receptacle and Plug Types

NetShelter Metered Rack PDUs

(continued)

*IEC Input Plug options listed are IP44 plug types

Voltage	Mounting U-space	Nominal voltage	Region	Input circuit	Nominal power	Input plug type*	Output receptacles	Cord length	APC SKU
208 V input	Vertical, 0U	208	NAM	20 A, 3 ϕ	5.7 kW	NEMA L21-20P	(36) 5-20 (6) L6-20	3.0 m	AP8862
	Vertical, 0U	208	NAM	20 A, 3 ϕ	5.7 kW	NEMA L21-20P	(24) 5-20 (6) L6-20	3.0 m	AP8863
	Vertical, 0U	208	NAM	20 A, 3 ϕ	5.7 kW	NEMA L21-20P	(36) C13 (2) 5-20 (6) C19	1.8 m	AP8861
	Vertical, 0U	208	NAM	30 A, 3 ϕ	8.6 kW	NEMA L21-30P	(36) C13 (2) 5-20 (6) C19	1.8 m	AP8865
	Vertical, 0U	200 – 240	NAM	50 A, 3 ϕ	10.0 kW	CS8365C	(36) C13 (6) C19	1.8 m	AP8868
	Vertical, 0U	200 – 240	NAM	50 A, 3 ϕ	14.4 kW	CS8365C	(24) C13 (2) L6-30 (4) C19	3.0 m	AP7869B
	Vertical, 0U	200 – 240	NAM	50 A, 3 ϕ	14.4 kW	CS8365C	(24) C13 (2) L6-30 (4) C19	3.0 m	AP7899B
	Vertical, 0U	200 – 240	NAM	60 A, 3 ϕ	17.3 kW	IEC-309 60 A 3P+PE	(12) C19 (4) C13	1.8 m	AP8866
400 – 415 V input	Vertical, 0U	400 – 415	Worldwide	16 A, 3 ϕ	11 kW	IEC-309 16 A 3P+N+PE	(36) C13 (6) C19	1.8 m	AP8881
	Vertical, 0U	415	NAM	30 A, 3 ϕ	17.3 kW	IEC-309 30 A 3P+N+PE	(12) C19 (30) C13	1.8 m	AP8887
	Vertical, 0U	400	LAM, EMEA, GCN, APJ	32 A, 3 ϕ	22 kW	IEC-309 32 A 3P+N+PE	(12) C19 (30) C13	1.8 m	AP8886
	Vertical, 0U	415	NAM	40 A, 3 ϕ	23 kW	IEC-309 60 A 3P+N+PE	(12) C19 (30) C13	1.8 m	AP8888

Standard Rack PDU Local Display

AP7000 series

- Load indicator LEDs
- Serial connection: local configuration and out-of-band management
- Local two-digit LED current monitoring display

APF8000

- Color user-interactive display for local access

AP8000 series

- User-interactive display for local access
- Local USB port for flash firmware updates and downloading data/event logs (not to be used as serial port)
- Environmental monitoring port for external temperature/humidity probe
- CAN In/Out ports for network port sharing up to 4 PDUs

APDU9000 series

- Micro USB console port
- 10/100/Gigabit network
- Color user-interactive display for local access
- USB for FW upgrades
- RS485 ports for network port sharing up to 32 PDUs

- Introduction
- Rack PDU Advanced
- Basic Rack PDUs
- Metered Rack PDUs**
- Metered-by-outlet Rack PDUs
- Switched Rack PDUs
- Metered-by-outlet with Switching Rack PDUs
- Rack-mount Transfer Switch
- Rack PDU Accessories
- Other Rack Systems
- Receptacle and Plug Types

NetShelter Metered-by-outlet Rack PDUs

Metered-by-outlet Rack PDUs provide real-time remote monitoring of each individual outlet to empower IT professionals with the necessary tools for advanced data center energy management.

Voltage	Mounting U-space	Nominal voltage	Region	Input circuit	Nominal power	Input plug type*	Output receptacles	Cord length	APC SKU
100 – 120 V input	Vertical, 0U	100 – 240	Worldwide	16 A	3.3 kW	IEC-320 C20*	(21) C13 (3) C19	3.0 m	AP8459WW
	Vertical, 0U	200 – 240	NAM, Japan, LAM	20 A	3.3 kW	NEMA L6-20P	(21) C13 (3) C19	3.0 m	AP8459NA3
200 – 240 V input	Vertical, 0U	200 – 240	LAM, EMEA, GCN, APJ	16 A	3.7 kW	IEC-309 16 A	(21) C13 (3) C19	3.0 m	AP8459EU3
	Vertical, 0U	200 – 240	NAM, Japan, LAM	30 A	5.0 kW	NEMA L6-30P	(21) C13 (3) C19	3.0 m	AP8441
	Vertical, 0U	200 – 240	LAM, EMEA, GCN, APJ	32 A	7.4 kW	IEC-309 32 A	(21) C13 (3) C19	3.0 m	AP8453
208 V input	Vertical, 0U	208	NAM	20 A, 3φ	5.7 kW	NEMA L21-20P	(21) C13 (3) C19	1.8 m	AP8461
400 – 415 V input	Vertical, 0U	400 – 415	Worldwide	16 A, 3φ	11 kW	IEC-309 16 A 3P+N+PE	(21) C13 (3) C19	1.8 m	AP8481

NetShelter Switched Rack PDUs

Switched Rack PDUs provide advanced load monitoring combined with remote on/off switching control of individual outlets for power cycling, delayed power sequencing, and outlet use management.

Voltage	Mounting U-space	Nominal voltage	Region	Input circuit	Nominal power	Input plug type*	Output receptacles	Cord length	APC SKU
100 – 120 V input	Vertical, 0U	100 – 120	NAM, Japan	15 A	1.4 kW	NEMA 5-15P	(8) 5-15	3.0 m	AP8931
	Vertical, 0U	120	NAM	20 A	1.9 kW	NEMA L5-20P	(24) 5-20	3.0 m	AP8930
	Vertical, 0U	100	Japan	20 A	1.9 kW	NEMA L5-20P	(24) 5-15	3.0 m	AP8930J
	Vertical, 0U	120	NAM, Japan	30 A	2.9 kW	NEMA L5-30P	(24) 5-20	3.0 m	AP8932
	Horizontal, 1U	100 – 120	NAM, LAM	15 A	1.4 kW	NEMA 5-15P	(8) 5-15	3.6 m	AP7900B
	Horizontal, 1U	100 – 120	NAM	20 A	1.9 kW	NEMA L5-20P	(8) 5-20	3.6 m	AP7901B
	Horizontal, 2U	120	NAM	30 A	2.9 kW	NEMA L5-30P	(16) 5-20	3.6 m	AP7902B
	Horizontal, 2U	100	Japan	32 A	3.0 kW	NEMA L5-30P	(16) 5-15	3.6 m	AP7902BJ
200 – 240 V input	Vertical, 0U	230	EMEA, GCN, APJ	10 A	2.3 kW	IEC-320 C14*	(16) C13	3.0 m	AP7950B
	Vertical, 0U	100 – 240	NAM, LAM	20 A	3.3 kW	NEMA L6-20P	(7) C13 (1) C19	3.0 m	AP8958NA3
	Vertical, 0U	100 – 240	Worldwide	16 A	3.3 kW	IEC-320 C20*	(7) C13 (1) C19	Inlet	AP8958
	Vertical, 0U	230	LAM, EMEA, GCN, APJ	16 A	3.7 kW	IEC-309 16 A	(7) C13 (1) C19	3.0 m	AP8958EU3
	Vertical, 0U	100 – 240	NAM, LAM	20 A	3.3 kW	NEMA L6-20P	(21) C13/15 (3) C19/21	3.0 m	APDU9959NA3
	Vertical, 0U	100 – 240	Worldwide	16 A	3.3 kW	NEMA L6-20P	(21) C13/15 (3) C19/21	3.0 m	APDU9959J
	Vertical, 0U	230	LAM, EMEA, GCN, APJ	16 A	3.7 kW	IEC-309 16 A	(21) C13 (3) C19	3.0 m	APDU9959EU3
	Vertical, 0U	200 – 240	NAM, LAM	30 A	5.0 kW	NEMA L6-30P	(21) C13/15 (3) C19/21	3.0 m	APDU9941
	Vertical, 0U	120 – 208	NAM	30 A	5.8 kW	NEMA L14-30P	(16) 5-20 (7) C13/15 (1) C19/21	3.0 m	APDU9970
	Vertical, 0U	220 – 240	LAM, EMEA, GCN, APJ	32 A	7.4 kW	IEC-309 32 A	(21) C13 (3) C19	3.0 m	APDU9953
	Horizontal, 1U	208 – 230	Worldwide	10/12 A	2.5 kW	IEC-320 C14*	(8) C13	2.0 m	AP7920B
	Horizontal, 1U	208 – 230	Worldwide	16 A	3.3 kW	IEC-320 C20*	(8) C13	2.4 m	AP7921B
	Horizontal, 2U	200 – 240	NAM	30 A	5.0 kW	NEMA L6-30P	(16) C13	3.6 m	AP7911B
	Horizontal, 2U	230	LAM, EMEA, GCN, APJ	32 A	7.4 kW	IEC-309 32 A	(16) C13	3.0 m	AP7922B

*See Page 13 for inlet power cord options; IEC Input Plug options listed are IP44 plug types.

Introduction

Rack PDU Advanced

Basic Rack PDUs

Metered Rack PDUs

Metered-by-outlet Rack PDUs

Switched Rack PDUs

Metered-by-outlet with Switching Rack PDUs

Rack-mount Transfer Switch

Rack PDU Accessories

Other Rack Systems

Receptacle and Plug Types

NetShelter Switched Rack PDUs

(continued)

*See pages [Page 13](#) for inlet power cord options; IEC Input Plug options listed are IP44 plug types.

Voltage	Mounting U-space	Nominal voltage	Region	Input circuit	Nominal power	Input plug type*	Output receptacles	Cord length	APC SKU
208 V input	Vertical, 0U	208	NAM	20 A, 3φ	5.7 kW	NEMA L21-20P	(21) C13/15 (3) C19/21	1.8 m	APDU9961
	Vertical, 0U	208	NAM	20 A, 3φ	6.0 kW	NEMA L21-20P	(24) 5-20	3.0 m	AP8962
	Vertical, 0U	208	NAM	30 A, 3φ	8.6 kW	NEMA L21-30P	(21) C13/15 (3) C19/21	1.8 m	APDU9965
	Vertical, 0U	208	NAM	60 A, 3φ	17.3 kW	IEC-309 60 A 3P+PE	(20) C13/15 (12) C19/21	2.0 m	APDU9966
	Vertical, 0U	208	NAM	60 A	17.3 kW	IEC-309 60 A 3P+PE	(42) C13/15 (6) C19/21	2.0 m	APDU9967
	Vertical, 0U	200 – 240	NAM	50 A, 3φ	12.5 kW	CS8365C	(21) C13 (3) C19	1.0 m	AP7968B
	Vertical, 0U	200 – 240	NAM	50 A, 3φ	12.5 kW	CS8365C	(21) C13 (3) C19	3.0 m	AP7998B
400 – 415 V input	Vertical, 0U	415	NAM	16 A, 3φ	11.1 kW	IEC-309 16 A 3P+N+PE	(21) C13/15 (3) C19/21	1.8m	APDU9981NA3
	Vertical, 0U	400	Worldwide	16 A, 3φ	11.1 kW	IEC-309 16 A 3P+N+PE	(21) C13 (3) C19	1.8 m	APDU9981EU3

Innovative Outlet Design

Industry first hybrid PDU outlets are UL certified hybrid C13/C15* and C19/C21** PDU outlets.

- Compatible with C14 and C20 power cords
- Future-proofed for new C16 and C22 cords
- These outlets provide 120C (vs 70C) outlet rating for true 60C performance at 100% load



**Select models, see complete list above

Integration with EcoStruxure IT Expert

APC Intelligent Rack PDUs, when combined with EcoStruxure IT Expert make efficient use of your time with cloud based monitoring and help provide an instant overview of data center operations.



Pre-load the power today!

Save time, money, and waste by having your Rack PDUs pre-installed amongst other accessories in your rack with Local Edge Configurator!

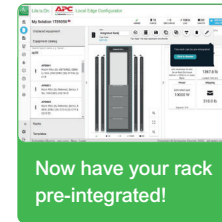
End user? Contact your sales rep or locate a partner and request an integrated rack today!

Visit "How to buy" on apc.com to locate a sales rep or partner.

Partner or interested in becoming a partner? Access the configurator through our Partner Portal for your unique partner experience: designportal.apc.com/login.htm.

Local Edge Configurator

- Accessible on mobile, tablet, and laptop browsers: designportal.apc.com
- Configure a rack with a few accessories or a complete Micro Data Center solution
- Search and add from a refreshed catalog of rack mountable equipment
- Drag and drop equipment into the rack
- Validate compatibility, UPS, weight
- Save a template for future use
- Get rack assembly and shipping reports



Now have your rack pre-integrated!

Color Code Your PDUs Now!

Simple and easy to use solution for color coding power sources in a rack. Includes label for display, top of PDU, and input cord.

Description	APC SKU
AP8000 series Red Label Kit for 10 PDUs	AP8000RED
AP8000 series Blue Label Kit for 10 PDUs	AP8000BLU



Introduction

Rack PDU Advanced

Basic Rack PDUs

Metered Rack PDUs

Metered-by-outlet Rack PDUs

Switched Rack PDUs

Metered-by-outlet with Switching Rack PDUs

Rack-mount Transfer Switch

























Rack PDU Accessories

Other Rack Systems

Receptacle and Plug Types

NetShelter Metered-by-outlet with Switching Rack PDUs

Metered-by-outlet with Switching Rack PDUs provide real-time remote monitoring of each individual outlet combined with remote on/off outlet switching control to empower IT professionals with the necessary tools for complete control of their power distribution and advanced data center energy management.

Voltage	Mounting U-space	Nominal voltage	Region	Input circuit	Nominal power	Input plug type**	Output receptacles	Cord length	APC SKU
100 - 120 V input	Vertical, 0U	100 - 120	NAM, Japan	30 A	2.9 kW	NEMA L5-30P 	(21) C13  (3) C19 	3.0 m	AP8632
200 - 240 V input	Vertical, 0U	208	NAM	20 A	3.3 kW	NEMA L6-20P 	(21) C13  (3) C19 	3.0 m	AP8659NA3
	Vertical, 0U	100 - 240	Worldwide	20 A	3.3 kW	IEC-320 C20* 	(21) C13  (3) C19 	Inlet	AP8659
	Vertical, 0U	230	LAM, EMEA, GCN, APJ	16 A	3.7 kW	IEC-309 16 	(21) C13  (3) C19 	3.0 m	AP8659EU3
	Vertical, 0U	200 - 240	NAM, Japan, LAM	30 A	5.0 kW	NEMA L6-30P 	(21) C13  (3) C19 	3.0 m	AP8641
	Vertical, 0U	220 - 240	LAM, EMEA, GCN, APJ	32 A	7.4 kW	IEC-309 32 A 	(21) C13  (3) C19 	3.0 m	AP8653
208 V input	Vertical, 0U	208	NAM	20 A, 3φ	5.7 kW	NEMA L21-20P 	(21) C13  (3) C19 	1.8 m	AP8461
400 - 415 V input	Vertical, 0U	400 - 415	Worldwide	16 A, 3φ	11 kW	IEC-309 16 A 3P+N+PE 	(21) C13  (3) C19 	1.8 m	AP8481

*See [Page 13](#) for inlet power cord options; IEC Input Plug options listed are IP44 plug types.



Rack-mount transfer switch

Input Voltage	Mounting U-space	Input circuit	Input plug type	Output receptacles	Cord length	APC SKU
100/120V	1	15 A	NEMA 5-15P	(10) 5-15R	2.4 m	AP4450
120V	1	20 A	NEMA L5-20	(10) 5-20R	2.4 m	AP4452
100V	1	20 A	NEMA L5-20	(8) 5-15R	2.4 m	AP4452J
120V	2	30 A	NEMA L5-30P	(16) 5-20R	2.4 m	AP4453
200/208V	1	20 A	NEMA L6-20	(8) C13, (1) C19	2.4 m	AP4430
208V	2	30 A	NEMA (2) L6-30P	(1) L6-30R	2.4 m	AP4431
200/208V	2	30 A	NEMA L6-30	(16) C13, (2) C19	2.4 m	AP4432
208V	1	12A	IEC-C14 in	(12) C13	None	AP4433
208V	1	20 A	IEC-C20 in	(8) C13, (1) C19	None	AP4434
230V	1	10 A	IEC-C14	(12) C13	None	AP4421
230V	1	16 A	(2) IEC-309	(1) IEC 309	2.4 m	AP4422
230V	1	16 A	IEC-C20	(8) C13, (1) C19	None	AP4423
230V	2	32 A	IEC-309	(16) C13, (2) C19	2.4 m	AP4424

Introduction

Rack PDU Advanced

Basic Rack PDUs

Metered Rack PDUs

Metered-by-outlet Rack PDUs

Switched Rack PDUs

Metered-by-outlet with Switching Rack PDUs









Rack-mount Transfer Switch

Rack PDU Accessories

Other Rack Systems

Receptacle and Plug Types

Locking IEC power cords

PDU input	Server input	Cord length	Cords per SKU	APC SKU	Color Option
IEC C14 straight	 	0.6 m 1.2 m 1.8 m	6 6 6	AP8702S* AP8704S* AP8706S*	Red/Blue Red/Blue Red/Blue
IEC C14 (three right, three left)	 	0.6 m 1.2 m 1.8 m	6 6 6	AP8702R* AP8704R* AP8706R*	
IEC C20 straight	 	0.6 m 1.2 m 1.8 m	6 6 6	AP8712S AP8714S AP8716S	Red/Blue Red/Blue Red/Blue
IEC C20 (three right, three left)	 	0.6 m 1.2 m 1.8 m	6 6 6	AP8712R AP8714R AP8716R	

**-NA and -WW designation are required in SKU numbers for AP870xS and AP870xR, e.g., AP8702S-NA.





8000 NEMA Style PDUs only utilize optional cord retention bracket AP8069, e.g. AP8632







Locking IEC power cords provide a mechanism to secure power cord connections to the rack PDU when used with any 8000 and 9000 Series unit.

Input power cords

Input power cords for devices with C14 or C20 inlet

Non-locking PDU input	Plug type	Cord length	APC SKU
IEC-C19 straight	NEMA L6-20P	3.7 m	AP9871
IEC-C19 straight	NEMA 5-20P	2.5 m	AP9872
IEC-C19 straight	NEMA L5-20P	2.5 m	AP9873
IEC-C19 straight	Shuko (CEE 7) 	2.5 m	AP9875
IEC-C19 straight	IEC-309	2.5 m	AP9876
IEC-C13 straight	NEMA 5-15P	2.4 m	AP9893
IEC-C13 straight	NEMA L5-15P	2.4 m	AP9894
IEC-C19 straight	UK (BS1363) 	2.4 m	AP9895
IEC-C19 straight	NEMA L6-30P 	2.4 m	AP9896
IEC-C19 straight	Australia AS3112 	3.7 m	AP9897

Locking PDU input	Plug type	Cord length	APC SKU
IEC-C19 straight	NEMA 5-15P	3.0 m	AP8750
IEC-C19 straight	NEMA 5-20P	3.0 m	AP8751
IEC-C19 straight	NEMA L5-20P	3.0 m	AP8752
IEC-C19 straight	NEMA L5-20P	3.0 m	AP8752J
IEC-C19 straight	NEMA L6-20P	3.0 m	AP8753
IEC-C19 straight	NEMA L6-20P	3.0 m	AP8753J
IEC-C19 straight	Australia AS3112 	3.0 m	AP8754
IEC-C19 straight	Shuko (CEE 7) 	3.0 m	AP8755
IEC-C19 straight	UK (BS1363) 	3.0 m	AP8756
IEC-C19 straight	China (16A) 	3.0 m	AP8757
IEC-C19 straight	IEC-309	3.0 m	AP8758
IEC-C19 straight	Rewireable	3.0 m	AP8759

Other accessories

Description	APC SKU
Mounting brackets	
NetShelter™ SX and third-party racks, 0U accessory and PDU bracket	AR7711
Horizontal to vertical, 0U mounting bracket for horizontal 1U Rack PDUs	AR8417

Environmental

Description	Connector type	Cord length	APC SKU
Temp. sensor	RJ-45	3.9 m	AP9335T
Temp. and humidity sensor	RJ-45	3.9 m	AP9335TH

Note: Environmental sensors only compatible with 8000 & 9000 Series Rack PDUs. Each Rack PDU includes one environmental sensor port for an optional sensor.

Introduction

Rack PDU Advanced

Basic Rack PDUs

Metered Rack PDUs

Metered-by-outlet Rack PDUs

Switched Rack PDUs

Metered-by-outlet with Switching Rack PDUs

Rack-mount Transfer Switch

Rack PDU Accessories

Other Rack Systems

Receptacle and Plug Types

Choose a rack system

Premium data center Infrastructure and server room

Part number	Description	Alternate option
AR3100	NetShelter SX 42U 600 mm wide x 1070 mm deep enclosure	TAA W X SP MDC
AR3105	NetShelter SX 45U 600 mm wide x 1070 mm deep enclosure with sides, black	TAA W SP
AR3107	NetShelter SX 48U 600 mm wide x 1070 mm deep enclosure	TAA X SP
AR3150	NetShelter SX 42U 750 mm wide x 1070 mm deep enclosure	W X SP
AR3155	NetShelter SX 45U 750 mm wide x 1070 mm deep enclosure with sides, black	SP W
AR3157	NetShelter SX 48U 750 mm wide x 1070 mm deep enclosure	X SP
AR3300	NetShelter SX 42U 600 mm wide x 1200 mm deep enclosure	W X SP
AR3305	NetShelter SX 45U 600 mm wide x 1200 mm deep enclosure with sides, black	SP W
AR3307	NetShelter SX 48U 600 mm wide x 1200 mm deep enclosure	W X SP
AR3350	NetShelter SX 42U 750 mm wide x 1200 mm deep enclosure	W X SP
AR3355	NetShelter SX 45U 750 mm wide x 1200 mm deep enclosure with sides, black	W SP
AR3357	NetShelter SX 48U 750 mm wide x 1200 mm deep enclosure	X SP
AR3307 X674	NetShelter SX 52U 600 mm wide x 1200 mm deep enclosure with sides, black	
AR3357 X674	NetShelter SX 52U 750 mm wide x 1200 mm deep enclosure with sides, black	
AR3140	NetShelter SX 42U 750 mm wide x 1070 mm deep networking enclosure with sides	W
AR3340	NetShelter SX 42U 750 mm wide x 1200 mm deep networking enclosure with sides	W
AR3347	NetShelter SX 48U 750 mm wide x 1200 mm deep networking enclosure with sides	
AR3200	NetShelter SX Colocation 2 x 20U 600 mm wide x 1070 mm deep enclosure with sides, black	
AR9300SP	NetShelter SX3K 42U 600mm wide x 1200mm deep enclosure with 1587kg (3500lb) shock packaging, no ramp	
AR9300SP-R	NetShelter SX3K 42U 600mm wide x 1200mm deep enclosure with 1587kg (3500lb) shock packaging, including ramp	
AR9307SP	NetShelter SX3K 48U 600mm wide x 1200mm deep enclosure with 1587kg (3500lb) shock packaging, no ramp	
AR9307SP-R	NetShelter SX3K 48U 600mm wide x 1200mm deep enclosure with 1587kg (3500lb) shock packaging, including ramp	
AR2144BLK	NetShelter VX Seismic 42U enclosure deep sides, black	
AR2145BLK	NetShelter VX Seismic 42U enclosure without sides, black	
VDIM 33174	Overhead Zone Cabling 4U 19 in (482 mm) with patch frame	

Data center, server room, network closet

Part number	Description	Alternate option
AR2400FP1	NetShelter SV 42U 600 mm wide x 1060 mm deep enclosure with sides, black, single rack unassembled	
AR2400	NetShelter SV 42U 600 mm wide x 1060 mm deep enclosure with sides, black	
AR2401	NetShelter SV 42U 600 mm wide x 1060 mm deep enclosure without sides, black	
AR2407	NetShelter SV 48U 600 mm wide x 1060 mm deep enclosure with sides, black	
AR2480	NetShelter SV 42U 800 mm wide x 1060 mm deep enclosure with sides, black	
AR2487	NetShelter SV 48U 800 mm wide x 1060 mm deep enclosure with sides, black	
AR2500	NetShelter SV 42U 600 mm wide x 1200 mm deep enclosure with sides, black	
AR2507	NetShelter SV 48U 600 mm wide x 1200 mm deep enclosure with sides, black	
AR2580	NetShelter SV 42U 800 mm wide x 1200 mm deep enclosure with sides, black	
AR2587	NetShelter SV 48U 800 mm wide x 1200 mm deep enclosure with sides, black	
AR201	NetShelter 2 Post Rack 45U #12-24 threaded holes, black	
AR203A	NetShelter 4 Post Open Frame Rack 44U square holes	
AR204A	NetShelter 4 Post Open Frame Rack 44U #12-24 threaded holes	

- X Options without sides, add X609; without doors, add X610; without sides/doors, add X617
- TAA TAA compliant
- SP Shock packaging, see apc.com for load capacities
- W Available in white color, check apc.com for availability
- MDC Micro Data Center with factory installed UPS, RPDU, APC NetBotz™, & Shock Packaging



ATO options

- Without sides, add X609
- Without doors, add X610
- Without sides or doors, add X617, e.g., AR3100X609 = 600mm x 1070mm deep without sides

Introduction

Rack PDU Advanced

Basic Rack PDUs

Metered Rack PDUs

Metered-by-outlet Rack PDUs

Switched Rack PDUs

Metered-by-outlet with Switching Rack PDUs

Rack-mount Transfer Switch

Rack PDU Accessories

Other Rack Systems

Receptacle and Plug Types

Choose a rack system (continued...)

	Part number	Description	Alternate option
Server Room, Network Closet, AV application, and Remote Locations	AR3003	NetShelter SX 12U 600 mm wide x 900 mm deep enclosure	SP
	AR3006	NetShelter SX 18U 600 mm wide x 900 mm deep enclosure	SP
	AR3103	NetShelter SX 12U 600 mm wide x 1070 mm deep enclosure	SP
	AR3106	NetShelter SX 18U 600 mm wide x 1070 mm deep enclosure	SP
	AR3104	NetShelter SX 24U 600 mm wide x 1070 mm deep enclosure	SP MDC
	AR3810	NetShelter AV 42U 600 mm wide x 825 mm deep enclosure with sides and 10-32 threaded rails, black	
	AR3812	NetShelter AV 42U 600 mm wide x 825 mm deep enclosure 10-32 threaded rails no sides/roof/doors, black	
	AR3814	NetShelter AV 24U 600 mm wide x 825 mm deep enclosure with sides and 10-32 threaded rails, black	
	Data center, server room, network closet	AR4000MVA	NetShelter CX mini soundproofed server room in a box enclosure, grey/oak
AR4018A		NetShelter CX 18U secure soundproof server room in a box enclosure, grey/oak	SP W G B
AR4024A		NetShelter CX 24U secure soundproof server room in a box enclosure, grey/oak	SP W G B
AR4038A		NetShelter CX 38U secure soundproof server room in a box enclosure, grey/oak	W G B

- SP Shock packaging, see apc.com for load capacities
- W Available in white color, check apc.com for availability
- G Available in grey color, check apc.com for availability
- B Available in black color, check apc.com for availability
- MDC Micro Data Center with factory installed UPS, RPDU, NetBotz, & Shock Packaging

	Part number	Description	Alternate option
Remote locations wall-mounted	AR106	NetShelter WX 6U 600mm wide x 400 mm deep, black, unassembled	
	AR106SH4	NetShelter WX 6U 600mm wide x 400 mm deep, black, assembled	
	AR106SH6	NetShelter WX 6U 600mm wide x 600 mm deep, black, assembled	
	AR106V	NetShelter WX 6U 965mm wide x 331 mm deep, black, assembled, low profile	MDC
	AR106VI	NetShelter WX 6U 965mm wide x 331mm deep, black, assembled, low profile, International	MDC
	AR109	NetShelter WX 9U 600mm wide x 400 mm deep, black, unassembled	
	AR109SH4	NetShelter WX 9U 600mm wide x 400 mm deep, black, assembled	
	AR109SH6	NetShelter WX 9U 600mm wide x 600 mm deep, black, assembled	
	AR112	NetShelter WX 12U 600mm wide x 600 mm deep, black, unassembled	
	AR112SH4	NetShelter WX 12U 600mm wide x 400 mm deep, black, assembled	
	AR112SH6	NetShelter WX 12U 600mm wide x 600 mm deep, black, assembled	
	AR100	NetShelter WX 13U with square or threaded hole 12-24 vertical mounting rail glass front door, black	
	AR100HD	NetShelter WX 13U with square or threaded hole 12-24 vertical mounting rail vented front door, black	



EcoStruxure Micro Data Centers

A micro data center is a configurable, secure, self-contained enclosure with the capability for all essential IT components, often employing converged or hyperconverged infrastructure, along with management and monitoring software devices. It also contains all required supporting racks, UPSs, power, and cooling.

Our solutions provide the reliability, resiliency, and security of a datacenter in a single enclosure that can be distributed in any edge environment.

Get Certainty and Simplicity

- Physically secure
- Simple to deploy
- Remotely manageable

Solutions for any Environment

S-Series	Micro Data Center for IT Environments
C-Series	Micro Data Center for Office and Commercial Environments
R-Series	Micro Data Center for Harsh Environments

Introduction

Rack PDU Advanced

Basic Rack PDUs

Metered Rack PDUs

Metered-by-outlet Rack PDUs

Switched Rack PDUs

Metered-by-outlet with Switching Rack PDUs

Rack-mount Transfer Switch

Rack PDU Accessories

Other Rack Systems

Receptacle and Plug Types

NetBotz Security and Monitoring

Security and Environmental Monitoring for Network Closets to Data Centers



NBWL0755



NBPD0165



NBRK0750



NBRK0250

Surveillance:

- Leverage NetBotz and IP camera technology to monitor IT assets remotely
- EcoStruxure™ IT Expert and the NetBotz Surveillance package allow multiple site camera views on a single page

Environmental Monitoring:

- Wide range of wired and wireless sensor support to monitor the health of your IT assets
- Temperature, humidity, leak, door, smoke, vibration, dew point, airflow, dry contact, 4-20mA, and 0-5V

Management Capabilities:

- Alarming allows alerts, multiple notification methods, scheduling, graph and video attachments, escalation
- Integrate with EcoStruxure IT Expert to manage multiple NetBotz devices through a single interface and view historical alarms and sensor data

*Note: NetBotz Access Control requires adapter kit for NetShelter CX



Flexible Access Control for NetShelter SX, SV, CS, and Wall-mount Racks

Configure proximity cards for access or control access via web browser for remote management and notification.

APC Rack Access Control Options

125 kHz Access Control

- Stand alone appliance for two handles to plug into (i.e. one appliance per rack)
- Leverages the NetBotz 250
- Central authentication via RADIUS
- Remote syslog capability



NBACS125

13.56 MHz Access Control

- Stand alone appliance for two handles to plug into (i.e. one appliance per rack)
- Leverages the NetBotz 250
- Central authentication via RADIUS
- Remote syslog capability



NBACS1356

Rack Access Pods

- Rack access pod that is daisy-chained off a NetBotz 750 or 755 appliance
- Basement or 19" mounting
- Supports NetShelter SX, SV, and CX
- Supports up to 200 unique users



NBPD0175

Introduction

Rack PDU Advanced

Basic Rack PDUs

Metered Rack PDUs

Metered-by-outlet Rack PDUs

Switched Rack PDUs

Metered-by-outlet with Switching Rack PDUs

Rack-mount Transfer Switch

Rack PDU Accessories

Other Rack Systems

Receptacle and Plug Types

KVM switches

KVM switches with CAT-5 type connection	APC SKU
16-port digital IP KVM with virtual media one remote user	KVM1116R
16-port analog enterprise KVM with virtual media, two local users	KVM0216A
16-port analog KVM, one local user	KVM0116A
8-port analog KVM, one local user	KVM0108A
KVM DVI server module with virtual media and CAC support	KVM-DVIMCAC
KVM HDMI server module with virtual media and	KVM-HDMIMCAC
KVM USB server module	KVM-USB
KVM PS/2 server module	KVM-PS2
KVM USB server module with virtual media	KVM-USBVM
KVM PS/2 server module with virtual media	KVM-PS2VM
KVM USB server module with virtual media and CAC support	KVM-USBVMCAC
KVM serial server module	KVM-SERIAL
KVM to APC Rack PDU power management cable	AP5641
KVM 1U bracket for rear mount behind Rack LCD console	KVM-LCDMOUNT
KVM access software license upgrade to enterprise (1,024 nodes)	SEKVM1024N

KVM switches with coaxial type connection	APC SKU
8-port analog KVM	AP5201
16-port analog KVM	AP5202



Cables for coaxial type connection	0.6 m	0.9 m	0.5 m	3.7 m	7.6 m
KVM USB cable			AP5253	AP5257	AP5261
KVM PS/2 cable		AP5264	AP5250	AP5254	AP5258
KVM Daisy-chain cable	AP5262		AP5263		

Rack LCD consoles


Rack LCD consoles	APC SKU
17" Rack LCD console	AP5717
19" Rack LCD console	AP5719

- Ultra-thin 17" or 19" LCD monitor
- Integrated keyboard with number pad
- USB port for external media
- Space-saving 1U design
- Touchpad mouse
- Easy to install
- Localized keyboard versions available; check apc.com for availability



Rack LCD console with integrated KVM switch	Cable length	APC SKU
17" Rack LCD console with integrated 8-port KVM switch	1.8 m	AP5808
17" Rack LCD console with integrated 16-port KVM switch	1.8 m	AP5816
KVM USB cable*	1.8 m	AP5821
KVM USB cable	3.0 m	AP5822
KVM USB cable	5.2 m	AP5823

* KVM PS/2 cables available, see "Cables for coaxial type connection" on lower left.



The functionality of a Rack LCD console and an analog KVM switch in one convenient package optimizes U-space in the rack environment and eliminates cable clutter. Daisy-chain with AP5201 or AP5202 for additional ports.

Introduction

Rack PDU Advanced

Basic Rack PDUs

Metered Rack PDUs

Metered-by-outlet Rack PDUs

Switched Rack PDUs

Metered-by-outlet with Switching Rack PDUs






























Rack-mount Transfer Switch

Rack PDU Accessories

Other Rack Systems

Receptacle and Plug Types

Receptacle and plug types

Input Voltage	Amps	Typical rating	# Wires	Plug name	Mating connector
100 – 120 V	15 A	1.4 kW	3	NEMA 5-15P 	NEMA 5-15R 
	20 A	1.9 kW	3	NEMA 5-20P 	NEMA 5-20R 
	20 A	1.9 kW	3	NEMA L5-20P 	NEMA L5-20R 
	30 A	2.9 kW	3	NEMA L5-30P 	NEMA L5-30R 
200 – 240 V	20 A	3.3 kW	3	IEC-C14, C16, C20 or C22 	IEC-C13/C15/C19/C21 (4-in-1) 
	15 A	2.5 kW	3	IEC-C14 or C16 	IEC-C13/C15 (2-in-1) 
	15 A	2.5 kW	3	IEC-C14 	IEC-C13 & C13/C15 
	16 A	3.7 kW	3	IEC-309 16 A, 2P, 3W 	IEC-309 16 A, 2P, 3 
	20 A	3.3 kW	3	IEC-C20 	IEC-C19 & C19/C21 
	20 A	3.3 kW	3	NEMA L6-20P 	NEMA L6-20R 
	30 A	5.0 kW	3	NEMA L6-30P 	NEMA L6-30R 
120 – 208 V	32 A	7.4 kW	3	IEC-309 32 A, 2P, 3W 	IEC-309 32 A, 2P, 3W 
	30 A	5.8 kW	3	NEMA L14-30P 	NEMA L14-30R 
208 V three-phase	20 A	5.8 kW	5	NEMA L21-20P 	NEMA L21-20R 
	30 A	8.7 kW	5	NEMA L21-30P 	NEMA L21-30R 
	50 A	12.5 – 14.4 kW	4	CS8365C 	CS8364C, CS8369 
	60 A	16.2 – 17.3 kW	4	IEC-309 60 A, 3P, 4W 	IEC-309 60 A, 3P, 4W 
400 – 415 V three-phase	16/20 A	11 kW	5	IEC-309 16/20 A, 3P, 5W 	IEC-309 16/20 A, 3P, 5W 
	32 A	22 kW	5	IEC-309 32 A, 3P, 5W 	IEC-309 32 A, 3P, 5W 
	40 A	23 kW	5	IEC-309 60 A, 3P, 5W 	IEC-309 60 A, 3P, 5W 



Extended warranties*

APC offers extended warranties that provide a continuation of coverage beyond the original factory warranty period. This service extends the security and protection provided by your factory warranty and ensures that your product will be repaired or replaced if necessary, at no additional charge. Extended warranties are available for purchase in one-year increments.

This service is available for all Rack PDUs, Rack ATs, Rack LCD consoles, and KVM switches, and includes:

- Technical support from product-specific support engineers to assist with questions or concerns
- Cross shipment of parts or replacement product — no waiting for your critical equipment

Add an extended warranty to your shopping cart on apc.com for new purchases or purchase an extended warranty for your existing product.

*Check with your local sales representative for extended warranty services available.

Introduction

Rack PDU Advanced

Basic Rack PDUs

Metered Rack PDUs

Metered-by-outlet Rack PDUs

Switched Rack PDUs

Metered-by-outlet with Switching Rack PDUs

Rack-mount Transfer Switch

Rack PDU Accessories

Other Rack Systems

Receptacle and Plug Types



Explore, select, and configure:

Discover or configure to order a NetShelter Rack PDU Advanced:

apc.com/pdu-advanced

The Rack PDU Selector is located at:

apc.com/tools/selector/pdu

Explore all of these products in 3D with SketchFab

skfb.ly/o8Bso

Or explore with augmented reality (AR) in 3D!



apc.com

Schneider Electric
70 Mechanic Street
Foxboro, MA 02035
www.apc.com

© 2022 Schneider Electric. All Rights Reserved.
Life Is On Schneider Electric is a trademark and the property of Schneider Electric SE, its subsidiaries and affiliated companies.

Life Is On

Schneider
Electric