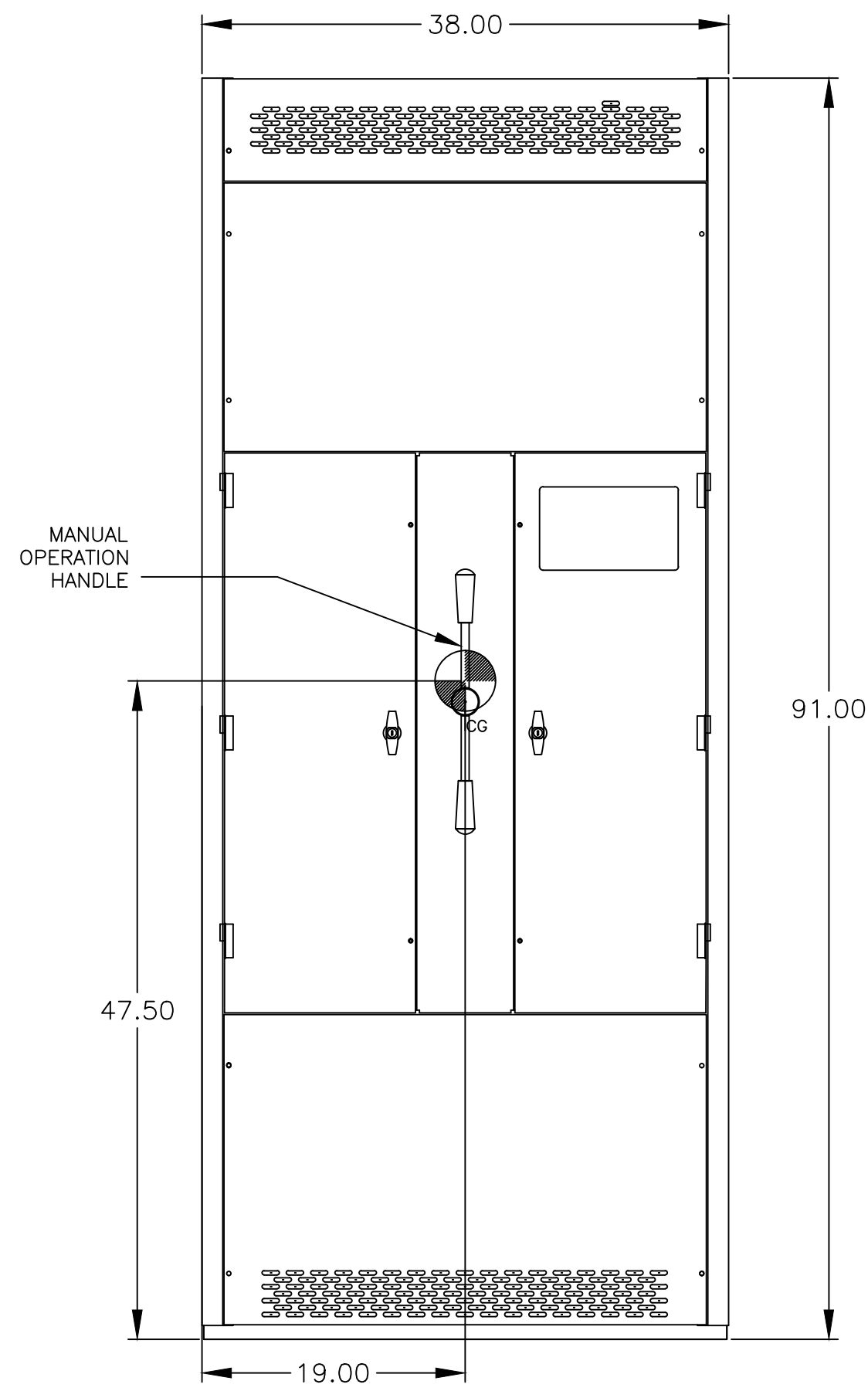
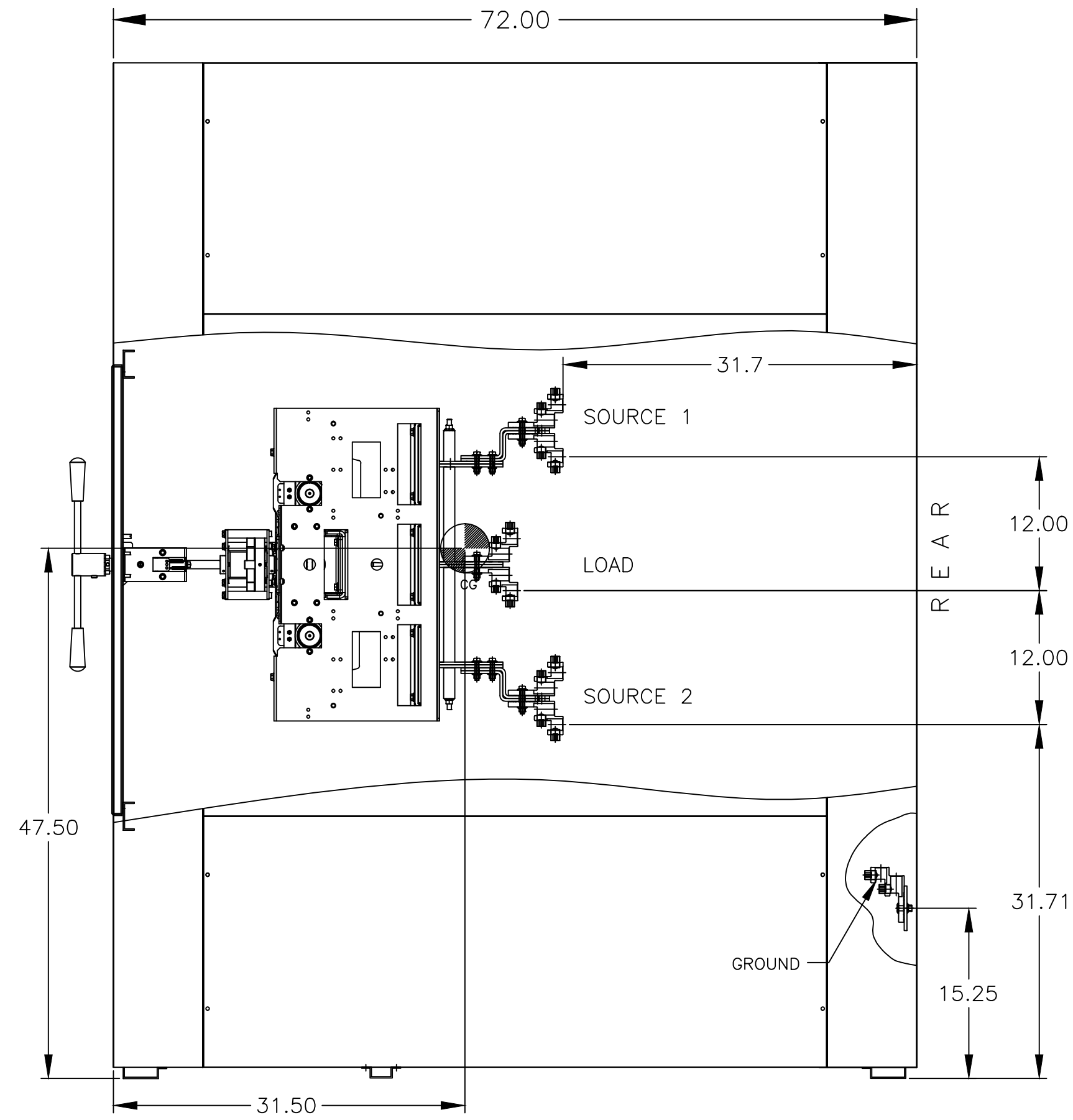


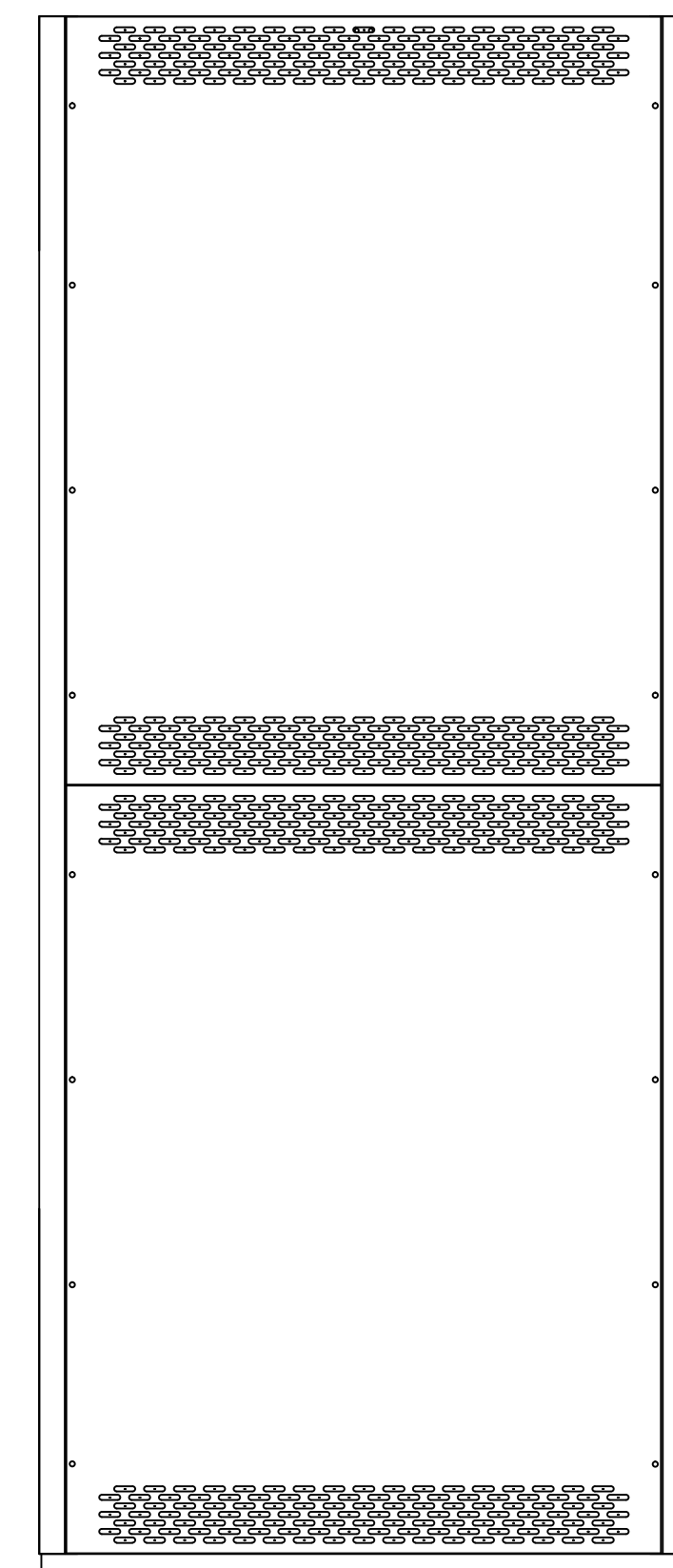
"TOP VIEW"



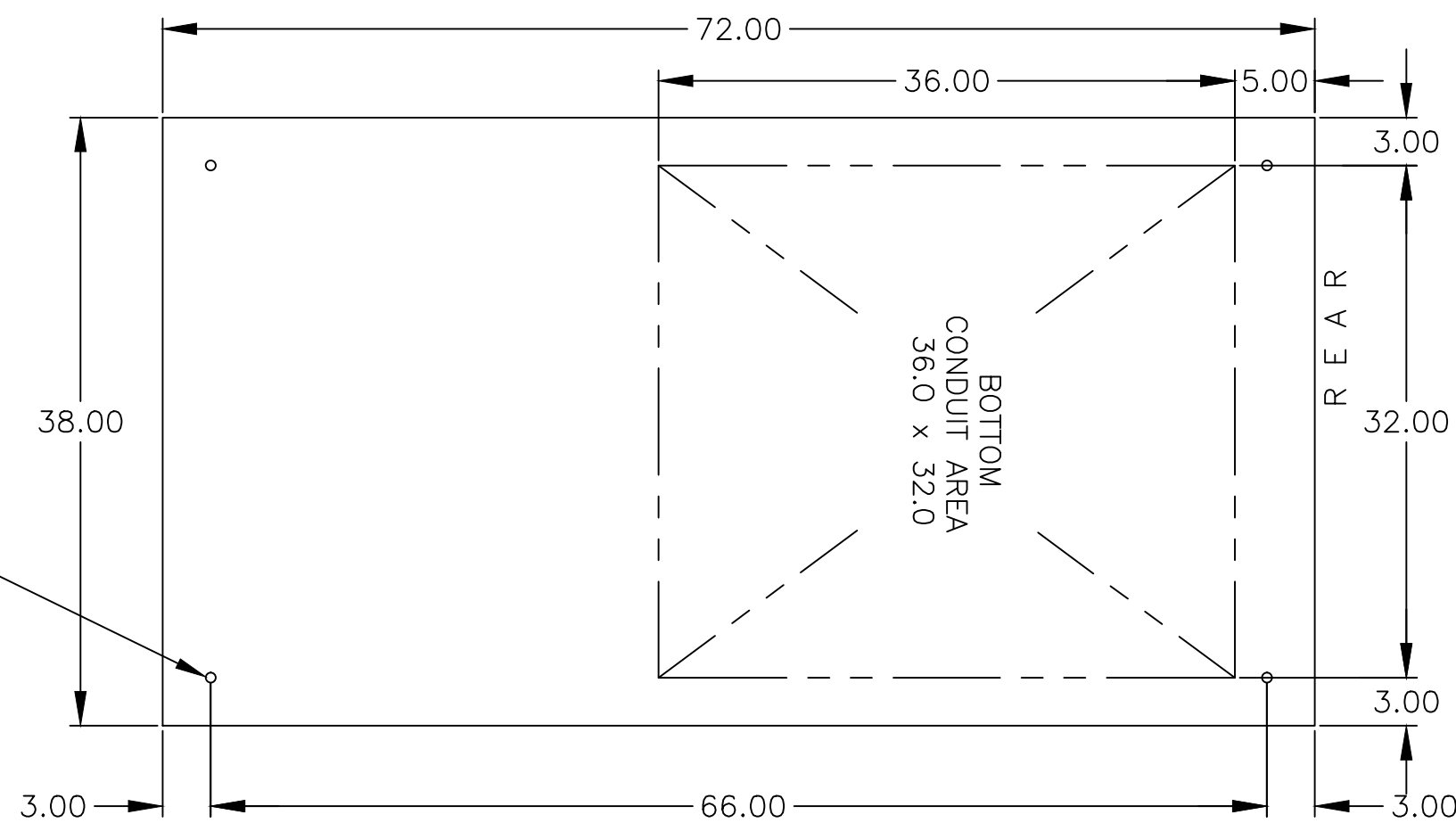
"FRONT VIEW"



"RIGHT SIDE VIEW"



"REAR VIEW"



"PLAN VIEW"

Ø.625 DIA. MOUNTING HOLES 4 PLACES.

GENERAL NOTES

- FLOOR MOUNTED ENCLOSURE.
TYPE 1 CONSTRUCTED FROM CODE GAUGE STEEL.
FINISH: ANSI 61 GRAY POLYESTER SEMI GLOSS ELECTROSTATIC POWDER.
- DOOR EQUIPPED WITH KEY LOCKABLE HANDLE AND CAPTIVE SCREWS.
- DESIGNED FOR FRONT ACCESS & REAR ACCESS.
- RECOMMENDED CLEARANCES: FRONT: 40" REAR: 36".
- ⊙ CENTER OF GRAVITY
- APPROXIMATE WEIGHT: 1550 LBS.

TRANSFER SWITCH

- G FRAME MANUAL TRANSFER SWITCH 2600A - 3000A.
- TRANSFER SWITCH RATING: 2600 AMPS, 3000 AMPS.
SHORT CIRCUIT RATING WHEN PROTECTED BY A CIRCUIT BREAKER
TIME RESPONSE, MAXIMUM 0.05 SECONDS: 100,000 RMS SYM @ 480V.
- A FULL RATED NEUTRAL CONNECTION FOR EACH SOURCE AND THE LOAD IS OPTIONAL.
WHEN PROVIDED IT IS IN ONE OF THE FOLLOWING FORMATS.
A. SOLID NEUTRAL
B. SWITCHED NEUTRAL POLE
- UL 1008

TERMINATIONS 2600-3000 AMPS

- SUPPLIED WITH STANDARD MECHANICAL (SCREW TYPE) LUGS .
SOURCE 1: (10) 1/0 AWG - 600MCM PER PHASE & NEUTRAL
LOAD: (10) 1/0 AWG - 600MCM PER PHASE & NEUTRAL
SOURCE 2: (10) 1/0 AWG - 600MCM PER PHASE & NEUTRAL
GROUND: (30) 1/0 -750MCM
A. SUITABLE WIRE BENDING SPACE IS PROVIDED AS PER THE NEC
- OPTIONAL LUGS MAY BE SUPPLIED.

B	284769	LAM	RN	6/1/20
SEE ECN				
A	272969	SG	RN	06/15/18
SEE ECN				
-	271820	SV	RN	04-09-18
NEW ISSUE				

PROJECT NAME:		OUTLINE		MOUNTING	
GMTS 2600A - 3000A					
TYPE 1 91 X 38 X 72					
BY	DATE	MANUFACTURING TOLERANCES TO BE IN ACCORDANCE WITH ASCO PROCEDURE MP-1-003. FOR PLASTIC PARTS SEE MP-1-055		ASSEM. REF. NO.	COMPUTER GENERATED DRAWING
SV	04-04-18				SCALE 3/32" = 1" SIZE DS
CHECKED	RN	PROPERTY OF ASCO POWER TECHNOLOGIES. USE PERMITTED FOR OUR WORK ONLY. ALL RIGHTS OF DESIGN OR INVENTION ARE RESERVED.			DWG. NO. 977106-003
PROJECT APPROVAL					DRAWING B
FINAL APPROVAL					ECN NO. 284769 SHEET 1 OF 1

