



Signaling Solutions

A complete portfolio for optimized monitoring



Allen-Bradley

by ROCKWELL AUTOMATION

Allen-Bradley® quality signaling solutions from Rockwell Automation can help you achieve your plant floor goals with efficient control and automatic monitoring. Whether you're trying to improve your operational efficiency, avoid costly breakdowns, prevent material shortages or make your manufacturing environment safer, our wide variety of signaling products can help you maintain timely production schedules while meeting your toughest automation challenges.

Quality signaling solutions.

The products in our vast catalog of signaling solutions are designed for fast, flexible and easy installation to save you time with advanced modular assembly and unparalleled performance and reliability.

Focus on safety and improve your productivity with Allen-Bradley signaling solutions. Your plant operations are far too important to risk.

IO-Link

Control Tower™ Stack Light IO-Link functionality enables integration with The Connected Enterprise®, delivering status information (operating hours, circuit counters) and diagnostics (open/short circuit detection, vibration indication) from the 856T directly into a control system to help minimize downtime and increase productivity.



Signaling Solutions

The Allen-Bradley signaling solutions portfolio covers a variety of products to meet your application needs. Whether your application requires single- or multi-status indication, light, sound, or light and sound combined, Rockwell Automation has the ideal signaling solution in the color, size, voltage, operating mode and environmental tolerance for your application. All products are cULus listed and CE marked for indoor and outdoor use and offer a wide selection of mounting options to meet your application requirements.

TYPICAL APPLICATIONS:

FEATURES:

Stack Lights and Wall Mount Signal Lights

**PROCESS AND MACHINE
MULTI-STATUS
INDICATION**



- cULus listed and CE marked
- LED (steady/flashing/rotating/strobe), 70 mm only
- Incandescent option 40, 50 and 60 mm stack lights
- Xenon tube (strobe) for 50 mm stack lights
- Rated for indoor and outdoor use
- Unlimited mounting orientations

Beacons

**HIGH-VISIBILITY
WARNING AND
STATUS INDICATION**



- LED (steady/flashing/strobe/multi-color)
- Xenon tube (strobe) for Mini Square beacon
- Surface, 25 mm tube and half-inch NPT mounting
- Different form factors to suit a wide range of applications

Panel Alarms

**CONTROL PANEL
INDICATION**



- Mount in a standard 22.5 mm hole
- Ingress protection rating 4/4X/13, IP65
- Enclosed tamper-resistant front design
- Visual, audible or combined indication

Panel Light Bar

**CONTROL CABINET
ILLUMINATION**



- Maintenance-free LED technology
- cULus listed and CE marked
- Low energy consumption
- Longer life than fluorescent solutions
- High-output LEDs for unmatched brightness

Horns

**WARNING/STATUS
AUDIBLE
ANNUNCIATION**



- Multi-tone and voice playback capabilities
- Visualization option for enhanced industrial applications
- Multi-stage operation
- Metal housing versions available

Hazardous Location

**VISUAL AND AUDIBLE
WARNING INDICATION
FOR HAZARDOUS AREAS**



- Ingress protection rating 4/4X/13, IP66
- Lightweight, corrosion-free construction
- Triple certified devices Class/Div, ATEX and IECEx
- Metal housing versions available

Bulletins 854J, 854K, 855E, 855D, 855W & 856T

Control Tower Stack Lights

- Designed to communicate critical equipment and system status on the plant floor
- Available in a wide variety of optical and acoustical functions, sizes, colors, voltages, and mounting options
- Monitor your most challenging control panel and on-machine applications
- Available pre-assembled or as separate light and sound modules for optimal application flexibility
- UL Type 4/4X/13 enclosure ratings and indoor/outdoor use:
 - 30 mm and 50 mm models: IP65
 - 40 mm and 60 mm models: IP66
 - 70 mm models: IP66/67
- cULus, CE (plus RCM, KCC, Morocco for 70 mm version)
- IO-Link version available in 70 mm



	70 mm Ø	60 mm Ø	50 mm Ø	40 mm Ø	30 mm Ø	WALL MOUNT
	856T	854K	855E	854J	855D	855W
ILLUMINATION OPTIONS	<ul style="list-style-type: none"> • LED steady • LED multifunction (steady /flashing/ strobe) • LED rotating • RGB multicolor • LED beacon shaped light modules 	<ul style="list-style-type: none"> • Incandescent bulb (steady) • LED (steady/ flashing/strobe) 	<ul style="list-style-type: none"> • Incandescent bulb (steady/flashing) • LED (steady/flashing) • Xenon tube (strobe) 	<ul style="list-style-type: none"> • Incandescent bulb (steady) • LED (steady/ flashing/ strobe) 	<ul style="list-style-type: none"> • LED (steady/ flashing) 	<ul style="list-style-type: none"> • LED (steady/ flashing)
MOUNTING OPTIONS	<ul style="list-style-type: none"> • Half-inch NPT or surface mount • Vertical • Surface with pre-installed hardware • Pole mount • Threaded tube • M12 connector (24V AC/DC version) • Quick release base (24V AC/DC version) 	<ul style="list-style-type: none"> • Pole • Quick release • Surface • Tube • Vertical • Double-sided base • Half-inch NPT base • Surface-M12 connector 	<ul style="list-style-type: none"> • Pole • Quick release • Surface • Tube • Vertical 	<ul style="list-style-type: none"> • Pole • Quick release • Surface • Tube • Vertical • Double-sided base • Half-inch NPT base • Surface-M12 connector 	<ul style="list-style-type: none"> • Pole • Quick release • Surface • Tube 	<ul style="list-style-type: none"> • Surface
SOUND OPTIONS	<ul style="list-style-type: none"> • In-line Piezo electric (8 tones - 1 circuit) • Top mounted Piezo electric (8 tones - 1 circuit) • Transducer sounder (16 tone tables - 3 circuits) • Recordable (up to 7 messages - 3 circuits) 	<ul style="list-style-type: none"> • Piezo single tone 	<ul style="list-style-type: none"> • Piezo single tone • Piezo dual tone 	<ul style="list-style-type: none"> • Piezo single tone 	<ul style="list-style-type: none"> • Piezo single tone • Piezo dual tone 	<ul style="list-style-type: none"> • Piezo single tone
HOUSING COLORS	<ul style="list-style-type: none"> • Black 	<ul style="list-style-type: none"> • Black 	<ul style="list-style-type: none"> • Black • Gray 	<ul style="list-style-type: none"> • Black 	<ul style="list-style-type: none"> • Black • Gray 	<ul style="list-style-type: none"> • Chrome • Gray
CONNECTIVITY	<ul style="list-style-type: none"> • Standard • DeviceNet (855T base with transition module) • IO-Link (requires IO-link module) 	<ul style="list-style-type: none"> • Standard 	<ul style="list-style-type: none"> • Standard 	<ul style="list-style-type: none"> • Standard 	<ul style="list-style-type: none"> • Standard 	<ul style="list-style-type: none"> • Standard
VOLTAGE OPTIONS	<ul style="list-style-type: none"> • 24V AC/DC • 120-240V AC 	<ul style="list-style-type: none"> • 24V AC/DC • 120V AC • 240V AC 	<ul style="list-style-type: none"> • 12V DC • 24V AC/DC • 120V AC • 240V AC 	<ul style="list-style-type: none"> • 24V AC/DC • 120V AC • 240V AC 	<ul style="list-style-type: none"> • 24V AC/DC • 120V AC • 240V AC 	<ul style="list-style-type: none"> • 24V DC • 120V AC • 240V AC

Bulletin 856T

Control Tower Stack Lights

The Allen-Bradley 856T Control Tower stack light system is designed to meet a wide range of applications with fewer components.

This system's modular design incorporate brighter LED illumination and diverse sound technologies.

All signals in the system are 24V AC/DC powered, which means just three power modules are used to cover the adequate control voltage in global applications.

The latest additions to the line are IO-Link-enabled versions that provide diagnostic information and ease integration into a connected enterprise.

IO-link versions of the stack lights allow users to monitor tower light and machine status in real-time, while simplifying remote setup and troubleshooting.

Component Selection

4 Select Top Sounder, Beacon or Cap



3 Select Light Modules or In-Line Sounders



2 Select Power or IO-link Module*



1 Select the Base Mounting Adapter



IO-Link



856T

* Not compatible with M12 5- or 8-pin connector bases.

Lens Color Options – Stack Lights



3 – Green 4 – Red 5 – Amber 6 – Blue 7 – Clear 8 – Yellow 9 – Magenta

9- Magenta available for select 855E and 856T light modules

Bulletin 855B and 855R

Industrial Beacons

- Easy-to-install, modular beacons offer LED technology
- Provide highly visible strobe light to indicate areas requiring attention
- Available in a wide range of mounting options, voltages, sizes and colors to fit virtually any application
- Indoor/ outdoor enclosure ratings
 - 855B-GMS: UL Type 3R, IP66
 - 855BS: UL Type 4/4X/13, IP65
 - 855R: UL Type 4/4X/13, IP66/67
- cULus, CE (both), KCC, RCM, Morocco (855R)



	90 MM Ø	110 MM Ø	MINI SQUARE
	855BS	855R	855B-GMS
MOUNTING OPTIONS	<ul style="list-style-type: none"> • Surface • Half-inch NPT conduit • 25 mm tube mount 	<ul style="list-style-type: none"> • Surface • Half-inch NPT conduit • 25 mm tube mount 	<ul style="list-style-type: none"> • Surface
ILLUMINATION OPTION	<ul style="list-style-type: none"> • LED Technology 	<ul style="list-style-type: none"> • LED Technology 	<ul style="list-style-type: none"> • Xenon tube
LIGHT EFFECTS	<ul style="list-style-type: none"> • Steady/flashing • Strobe (single/double flash) • Tri-color (Green-Amber-Red) 	<ul style="list-style-type: none"> • Steady • Multifunction (steady/flashing/strobe/rotating) • High brightness multifunction • Multicolor 	<ul style="list-style-type: none"> • 5J Strobe
OPERATING VOLTAGES	<ul style="list-style-type: none"> • 24V AC/DC • 120V AC • 240V AC 	<ul style="list-style-type: none"> • 24V AC/DC • 120V AC • 240V AC • 120/240V AC (steady version) 	<ul style="list-style-type: none"> • 24V AC/DC • 120V AC • 240V AC
AUDIBLE OPTION	<ul style="list-style-type: none"> • N/A 	<ul style="list-style-type: none"> • 95 dB at 1 m, 32 tones (3 stages) 	<ul style="list-style-type: none"> • N/A

Lens Color Options

- 3 - Green**
- 6 - Blue**
- 4 - Red**
- 7 - Clear**
- 5 - Amber**
- 8 - Yellow**

Bulletin 855P

Panel Mount Alarms

- Enhance space efficiency with devices ready to be installed in a control panel
- Devices include sounders, LED beacons, xenon strobes, and sounders with LED combination, as well as dual-circuit alarms
- Significantly reduce panel space requirements and installation time
- Devices are rear securing and finger safe, adding a high level of environmental integrity to your panel
- UL Type 4/4X/13, IP65 (indoor/outdoor)
- 22.5 mm hole or 30.5 mm with adapter
- cULus, CE



SINGLE STATUS

DUAL STATUS

	855P	855PB	855PS	855PC	855PD
INDICATION TYPE	• Sounder (steady/pulsing)	• LED (steady/flashing)	• Xenon tube (strobe)	• Synchronized sounder and LED combination (steady/flashing)	• LED and sounder combination • LED (steady) with 2-color full lens or half lens with barrier
SIZE OPTIONS	• 30 mm • 45 mm • 65 mm	• 30 mm • 45 mm • 65 mm	• 30 mm (LED strobe) • 45 mm • 65 mm	• 45 mm • 65 mm	• 30 mm (2 color versions) • 45 mm • 65 mm
VOLTAGE OPTIONS	• 12V AC/DC • 24V AC/DC • 120V AC • 240V AC	• 12V AC/DC • 24V AC/DC • 120V AC • 240V AC	• 12V AC/DC • 24V AC/DC • 120V AC • 240V AC	• 12V AC/DC • 24V AC/DC • 120V AC • 240V AC	• 24V AC/DC • 120V AC • 240V AC

Bulletin 855L

Panel Lights

- Ideal for OEMs and panel builders who are looking to reduce the quantity of components without losing reliability and/or functionality of their designs
- Eliminates the need to buy fluorescent lamps as separate components
- Panel lights can be left on continuously due to low power consumption and the minimum heat generation of modern, maintenance-free technology
- cULus listed and CE marked



	855L-NX1	855L-NX2	855L-NX3	855L-NX4
ON/OFF SWITCH	• Yes	• No	• Yes	• No
OPERATING VOLTAGE	• 24...48V AC/DC	• 24...48V AC/DC	• 120...240V AC	• 120...240V AC

Bulletin 855H

Electronic Horns

- Surface and wall mount industrial electronic horns provide multi-stage, multi-tone voice messaging and volume control capabilities
- High-performance industrial and recordable horns are available as stand-alone devices or with mini square beacons attached for high visibility
- cULus, CE, RCM, KCC, Morocco (855H Frames B, C and E and 855HM /855H-R combination units)
- Metal housing models available



	855H GENERAL PURPOSE	855H HIGH PERFORMANCE	855HM METAL	855H RECORDABLE
MOUNTING OPTIONS	<ul style="list-style-type: none"> • Surface mount • Semi-flush mount 	<ul style="list-style-type: none"> • Surface mount 	<ul style="list-style-type: none"> • Surface mount 	<ul style="list-style-type: none"> • Surface mount • Adjustable bracket (flare style)
SOUND OUTPUT AT 1 M	<ul style="list-style-type: none"> • 108 dB/3 tones (1 stage) • 113 dB/3 tones (2 stages) 	<ul style="list-style-type: none"> • Frame A: 100 dB/10 tones (1 or 2 stages) • Frame B: 110 dB/64 tones (4 stages) • Frame C: 113 dB/64 tones (4stages) • Frame D: 119 dB/45 tones (3 stages) • Frame E: 124 dB/64 tones (4 stages) 	<ul style="list-style-type: none"> • 119dB/45 tones (3 stages) 	<ul style="list-style-type: none"> • Frame C: 101 dB voice, 110 dB tone/45 tones (4 stages) • Frame E and Flare style: 111 dB voice, 126 dB tone/45 tones (4 stages)
ILLUMINATION OPTIONS	<ul style="list-style-type: none"> • N/A 	<ul style="list-style-type: none"> • Frame A: 5J Xenon tube strobe (six colors) • Frame B,C,D and E: 5J Xenon tube strobe (red or amber) • Other colors via field replaceable lenses 	<ul style="list-style-type: none"> • Multifunction (steady/ flashing/strobe) LED beacon in red or amber • Other colors via field replaceable lenses) 	<ul style="list-style-type: none"> • Multifunction (steady/ flashing/strobe) LED beacon in red or amber • Other colors via field replaceable lenses
OPERATING VOLTAGES	<ul style="list-style-type: none"> • 24V AC/DC • 120V AC • 240V AC 	<ul style="list-style-type: none"> • 12 V DC (frame A only) • 24V DC • 120V AC • 240V AC 	<ul style="list-style-type: none"> • 10...30V DC • 115V AC • 230V AC 	<ul style="list-style-type: none"> • 24V DC • 90-260V AC
INGRESS RATING	<ul style="list-style-type: none"> • UL Type 3R/13, IP54 (semi-flush) • UL Type 4/4X/13/3R, IP66 (surface) 	<ul style="list-style-type: none"> • UL Type 13/3R, IP66 (Frames A,B and D) • UL Type 4/4X/13/3R, IP66 (Frames C and E) 	<ul style="list-style-type: none"> • UL Type 4/4X/13/3R, IP66 	<ul style="list-style-type: none"> • UL Type 4/4X/13/3R, IP66 (Frames C and E) • UL Type 4/4X/13/3R, IP66/67 (Flare style)

Bulletin 855X

Hazardous Location Signaling Devices

- Constructed from lightweight, corrosion-free GRP (glass reinforced plastic), and impact-resistant ABS (acrylonitrile butadiene styrene plastic) for long-lasting quality
- cULus, CE
- Triple certified devices:
 - Class/Div.
 - ATEX
 - IECEx
- Application ratings
 - Class I, Division 2, Groups A, B, C & D*
 - Class II, Division 2, Groups F & G*
 - Class III, Division 1 & 2*
- Metal housing models available



	855XH- HORN	855XB- BEACON	855XC COMBINATION	855XM-METAL COMBINATION
ILLUMINATION OPTIONS	<ul style="list-style-type: none"> • N/A 	<ul style="list-style-type: none"> • 5J Xenon strobe (red, amber, clear) • 10J Xenon strobe (red, amber, clear) • LED Multifunction (red, amber, clear) • Other colors via field replaceable lenses 	<ul style="list-style-type: none"> • 5J Xenon strobe (red, amber, clear) for Flare style • LED Multifunction (red, amber, clear) for Radial style • Other colors via field replaceable lenses 	<ul style="list-style-type: none"> • 5J Xenon strobe (red, amber, clear) • 10J Xenon strobe (red, amber, clear) • Other colors via field replaceable lenses
TONES/STAGES	<ul style="list-style-type: none"> • 45 tones (3 stages) 	<ul style="list-style-type: none"> • N/A 	<ul style="list-style-type: none"> • 45 tones (3 stages) 	<ul style="list-style-type: none"> • 64 tones (4 stages)
SOUND OUTPUT	<ul style="list-style-type: none"> • 110 dB at 1 m • 117 dB at 1 m 	<ul style="list-style-type: none"> • N/A 	<ul style="list-style-type: none"> • 110 dB at 1 m 	<ul style="list-style-type: none"> • 116 dB at 1 m
VOLTAGE OPTIONS	<ul style="list-style-type: none"> • 24V DC • 120V AC • 240V AC 	<ul style="list-style-type: none"> • 24V DC • 120V AC • 240V AC 	<ul style="list-style-type: none"> • 24V DC • 120V AC • 240V AC 	<ul style="list-style-type: none"> • 24V DC • 115V AC • 230V AC
INGRESS RATING	<ul style="list-style-type: none"> • UL Type 4/4X/13, IP66/67 	<ul style="list-style-type: none"> • UL Type 4/4X/13, IP66/67 	<ul style="list-style-type: none"> • UL Type 4/4X/13, IP66/67 	<ul style="list-style-type: none"> • UL Type 4/4X/13/3R, IP66
CERTIFICATIONS	<ul style="list-style-type: none"> • cULus Class I Div2, Class II Div2, Class III Div 1 and 2 • ATEX/IECEX Zone 2 and Zone 22 • Class I Zone2, Class I Zone 22 	<ul style="list-style-type: none"> • cULus Class I Div2, Class II Div2, Class III Div 1 and 2 (except 10J beacon) • ATEX/IECEX Zone 2 and Zone 22 • Class I Zone2, Class I Zone 22 	<ul style="list-style-type: none"> • cULus Class I Div2, Class II Div2, Class III Div 1 and 2 • ATEX/IECEX Zone 2 and Zone 22 • Class I Zone2, Class I Zone 22 	<ul style="list-style-type: none"> • cULus Class I Div2, Class II Div2, Class III Div 1 and 2 • ATEX/IECEX Zone 2 and Zone 22 • Class I Zone2, Class I Zone 22

*In accordance with North American UL standards (UL 508, UL 1604)

These tables provide ordering information for some of our most popular products. For more details and to see our full range of signaling solutions, visit the Allen-Bradley Industrial Controls online catalog at www.ab.com/catalogs.

Quick Selection

Control Tower Stack Lights

	BULLETIN	854J	855E	854K	856T
	DIAMETER	40 MM	50 MM	60 MM	70 MM
MOUNTING BASES	Surface mount	854J-BSFC	855E-BCBC	854K-BSFC	856T-BMASN ²
	Vertical mount	854J-BVMC	855E-BVMC	854K-BVMC	856T-BMAVM ²
	Pole mount – 10 cm	854J-BPM10C	855E-BPM10C	854K-BPM10C	856T-BMAP10 ²
	Pole mount – 25 cm	854J-BPM25C	855E-BPM25C	854K-BPM25C	856T-BMAP25 ²
	Quick release – 10 cm	854J-BQ10C	855E-BMM10C	854K-BQ10C	856T-B24Q10C ³
	Quick release – 25 cm	854J-BQ25C	855E-BMM25C	854K-BQ25C	856T-B24Q25C ³
	Base with M12 Connector-5 pin	854J-BSFQD5C ¹	–	854K-BSFQD5C ¹	856T-B24QD5C ⁴
	Base with M12 Connector-8 pin	–	–	–	856T-B24QD8C ⁵
LIGHT MODULES	LED steady	854J-+TL ○	855E-+TL ○	854K-+TL ○	856T-BT ○
	LED flashing	854J-+GL ○	855E-+GL ○ ⁷	854K-+GL ○	856T-BB ○
	Strobe	854J-+BL ○	855E-+BR ○ ⁷	854K-+BL ○	856T-BB ○
	Rotating	–	–	–	856T-BR ○ ⁷
SOUND MODULES	Piezo electric – single tone	854J-B+SA3	855E-B+SA3	854K-B+SA3	856T-BP1 ⁶
	Piezo electric – dual tone	–	855E-B+TA3	–	–
	Transducer	–	–	–	856T-BTR3
	Recordable	–	–	–	856T-BH3

+ Voltage Code: 24 = 24V AC/DC, 10 = 120V AC, 20 = 240V AC

○ = see lens color options 3 = green, 4 = red, 5 = amber, 6 = blue, 7 = clear, 8 = yellow, 9 = magenta (only for select 855E and 856T light modules)

¹ 250V AC/DC for UL applications, 60V AC/DC for IEC applications, max. number of levels in the stack is four

² Needs Power module to be functional. Select one of these: 856T-B24C (7 circuits) for 24V AC/DC, 856T-BAC3C (3 circuits) for 120/240V AC or 856T-BAC7C (7 circuits) for 120/240V AC (see page 5)

³ Available only for 24V AC/DC, max. number of circuits is 5

⁴ Available only for 24V AC/DC, max. number of circuits is 4

⁵ Available only for 24V AC/DC, max. number of circuits is 7

⁶ 856T-BP1 is an 8-tone single circuit sounder

⁷ Not available in magenta

Lens Color Options



3 – Green



4 – Red



5 – Amber



6 – Blue



7 – Clear



8 – Yellow



9 – Magenta

9 – Magenta available for select 855E and 856T light modules

90 mm Round LED Beacons

	STEADY/FLASHING	STROBE	MULTICOLOR (GREEN/AMBER/RED)
SURFACE MOUNT	855BS-S◆SL○	855BS-S■BL○	855BS-S●ML345
HALF-INCH NPT MOUNT	855BS-N◆SL○	855BS-N■BL○	855BS-N●ML345
25 MM TUBE MOUNT	855BS-T◆SL○	855BS-T■BL○	855BS-T●ML345

- ◆ Voltage Code: 35 = 24V AC/DC, 45 = 120/240V AC/DC
- Voltage Code: 35 = 24V AC/DC, 10 = 120V AC, 20 = 240V AC
- Voltage Code: 24 = 24V AC/DC, 10 = 120V AC, 20 = 240V AC
- = see lens color options

110 mm Round LED Beacons (Assembled)

	BEACON OUTPUT MOUNTING BASE	STANDARD BRIGHTNESS		HIGH BRIGHTNESS	
		SURFACE LOW PROFILE BASE	SURFACE MOUNT- 1/2 IN. NPT	SURFACE LOW PROFILE BASE	SURFACE MOUNT- 1/2 IN. NPT
FUNCTION	Steady	855R-BS◆TL○	855R-BN◆TL○	—	—
	Multi-function ¹	855R-BS●MF○	855R-BN●MF○	855R-BS●HMF○	855R-BN●HMF○
	Multicolor ³	855R-BS●ML	855R-BN●ML	—	—
	Compact Multifunction ²	855R-BS●CMF○	855R-BN●CMF○	—	—
	Compact Multicolor ³	855R-BS●CML	855R-BN●CML	—	—

- ◆ Voltage Code: 24 = 24V AC/DC, 45 = 120/240V AC
- Voltage Code: 24 = 24V AC/DC, 10 = 120V AC, 20 = 240V AC
- = see lens color options 3 = green, 4 = red, 5 = amber, 6 = blue, 7 = clear, 8 = yellow

¹ Produces up to 15 light effects (Steady, Flashing, Strobe, Rotating, Pulse)

² Produces up to 6 different light effects (Steady, Flashing, Strobe Multi-burst and Double Pulse Fading)

³ Produces up to 7 different colors: green, red, blue, white, yellow, turquoise and magenta.
Clear lens for ML and white translucent lens for CML.

Lens Color Options



3 - Green



4 - Red



5 - Amber



6 - Blue



7 - Clear



8 - Yellow

Electronic Industrial Horns

	FRAME SIZE	NUMBER OF TONES/STAGES	OUTPUT DB (A) MAX. AT 1M	CAT. NO.
GENERAL PURPOSE		3 tones - 1 stage	108	855H-SG●GPA
		3 tones - 2 stages	113	855H-SG▲GPE
HIGH PERFORMANCE	Frame A	10 tones - 1 stage (AC)	100	855H-B■AD
	Frame A	10 tones - 2 stages (DC)	100	855H-BD30AD ¹
	Frame B	64 tones - 4 stages	110	855H-B◆BD
	Frame C	64 tones - 4 stages	113	855H-B◆CD
	Frame D	45 tones - 3 stages	119	855H-B◆DD
	Frame E	64 tones - 4 stages	124	855H-B◆ED
RECORDABLE	Frame C	45 tones - 4 stages	101 voice, 110 tones	855H-R▲C
	Frame E	45 tones - 4 stages	111 voice, 126 tones	855H-R▲E
	Flare	45 tones - 4 stages	111 voice, 126 tones	855H-R▲F
METAL HORN		45 tones - 3 stages	119	855HM-GM◆D

● Voltage Code: 24 = 24V AC/DC, 10 = 120V AC, 20 = 240V AC

▲ Voltage Code: 30 = 24V DC, 45 = 120/240V AC

■ Voltage Code: A10 = 120V AC, A20 = 240V AC

◆ Voltage Code: D30 = 24V DC, A45 = 120/240V AC

◆ Voltage Code: D30 = 24V DC, A10 = 120V AC, A20 = 240V AC

¹ Voltage Range 10..60V DC

Panel Mount Alarms

	30 MM Ø	45 MM Ø	65 MM Ø
SOUNDERS	855P-B*SH22	855P-B*ME22	855P-B*LE22
BEACONS	855PB-B▼SE ○22	855PB-B▼ME ○22	855PB-B▼LE ○22
COMBO LIGHT AND SOUND	—	855PC-B▼ME ○22	855PC-B▼LE ○22
DUAL CIRCUIT - LIGHT HALF LENS	855PD-B▼SEH○○22	855PD-B▼MEH○○22	855PD-B▼LEH○○22
DUAL CIRCUIT COMBO - LIGHT AND SOUND	—	855PD-B▼MEC1 ○22	855PD-B▼MEC1 ○22

* Voltage Code: 30 = 12/24V AC/DC, 10 = 120V AC, 20 = 240V AC

▼ Voltage Code: 24 = 24V AC/DC, 10 = 120V AC, 2 = 240V AC

○ = see lens color options

Lens Color Options



3 - Green



4 - Red



5 - Amber







6 - Blue



7 - Clear



8 - Yellow

Connect with us.    

rockwellautomation.com ————— **expanding human possibility[®]**

AMERICAS: Rockwell Automation, 1201 South Second Street, Milwaukee, WI 53204-2496 USA, Tel: (1) 414.382.2000, Fax: (1) 414.382.4444

EUROPE/MIDDLE EAST/AFRICA: Rockwell Automation NV, Pegasus Park, De Kleetlaan 12a, 1831 Diegem, Belgium, Tel: (32) 2663 0600, Fax: (32) 2 663 0640

ASIA PACIFIC: Rockwell Automation SEA Pte Ltd, 2 Corporation Road, #04-05, Main Lobby, Corporation Place, Singapore 618494, Tel: (65) 6510 6608, FAX: (65) 6510 6699

UNITED KINGDOM: Rockwell Automation Ltd., Pitfield, Kiln Farm, Milton Keynes, MK11 3DR, United Kingdom, Tel: (44)(1908) 838-800, Fax: (44)(1908) 261-917

Allen-Bradley, Control Tower, expanding human possibility and The Connected Enterprise are trademarks of Rockwell Automation, Inc.

Trademarks not belonging to Rockwell Automation are property of their respective companies.

Publication 855-BR001E-EN-P - April 2023 | Supersedes Publication 855-BR001D-EN-P - August 2012

Copyright © 2023 Rockwell Automation, Inc. All Rights Reserved. Printed in USA.