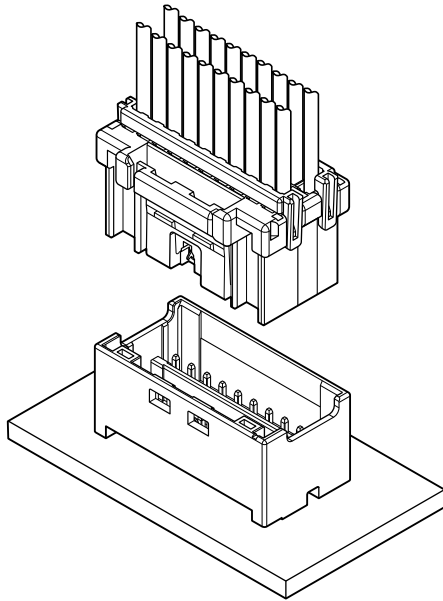


PID CONNECTOR

2.0mm pitch/Disconnectable Crimp style connectors



This PID connector is a 2.0mm pitch box type wire-to-board connector with secure lock device, and it has the mechanism for detecting half mating, which is possible to judge electrically whether its state is the complete or incomplete mating by the circuit of detecting half mating provided at the part of connector.

- Mechanism for detecting half mating
- Box type header
(Potting treatment height is 6.5 mm max.)
- Retainer
- Secure locking device

Specifications

- Current rating: 3 A AC, DC (AWG #22)
- Voltage rating: 250 V AC, DC
- Temperature range: -25°C to +85°C
(including temperature rise in applying electrical current)
- Contact resistance: Initial value/ 10 mΩ max.
After environmental tests/ 20 mΩ max.
- Insulation resistance: 1,000 MΩ min.
- Withstanding voltage: 800 VAC/minute
- Applicable wire: AWG #26 to #22
- Applicable PC board thickness: 1.6 mm

* Refer to "General Instruction and Notice when using Terminals and Connectors" at the end of this catalog.

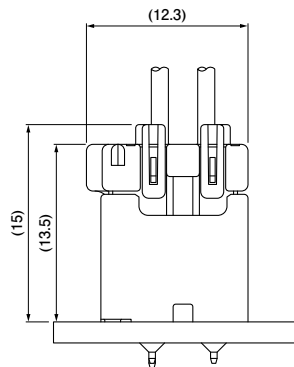
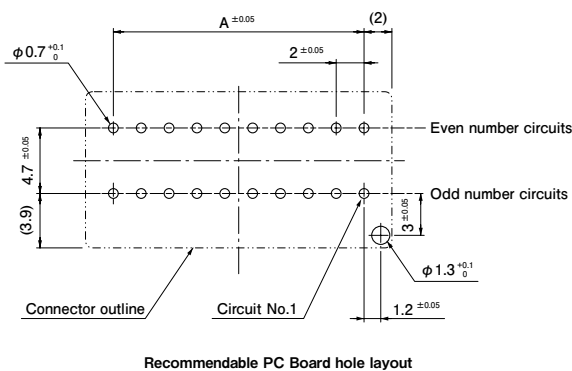
* Contact JST for details.

* Compliant with RoHS.

Standards

Ⓜ Recognized E 60389

PC board layout and Assembly layout

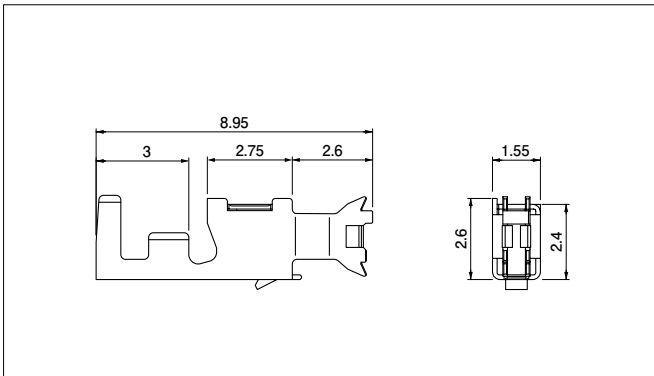


No. of circuits	Dimensions (mm)		Circuit No. of detection
	A	B	
10	8.0	12.0	5
12	10.0	14.0	7
14	12.0	16.0	7
16	14.0	18.0	9
18	16.0	20.0	9
20	18.0	22.0	11
22	20.0	24.0	11
24	22.0	26.0	13
26	24.0	28.0	13
30	28.0	32.0	15

- Note: 1. The above figure is the figure viewed from the connector mounting side.
 2. Tolerances are non-cumulative: ± 0.05 mm for all centers.
 3. Hole dimensions differ according to the type of PC board and piercing method.
 The dimensions above should serve as a guideline. Contact JST for details.

PID CONNECTOR

Contact



Model No.	Applicable wire		Insulation O.D. (mm)	Q'ty/reel
	mm ²	AWG#		
SPID-001T-P0.5	0.13 to 0.33	26 to 22	1.0 to 1.5	7,500

Material and Finish

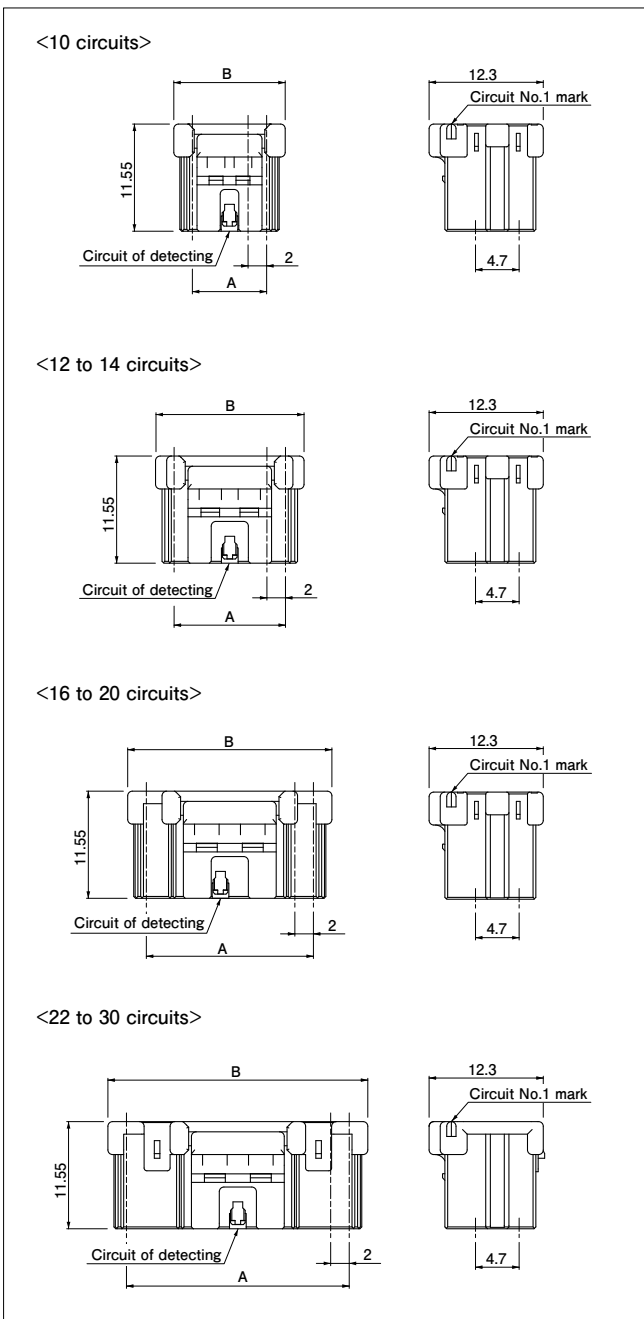
Copper alloy, tin-plated (reflow treatment)

RoHS compliance

Contact	Crimping machine	Applicator		
		Crimp applicator	Dies	Crimp applicator with dies
SPID-001T-P0.5	AP-K2N	MKS-L	MK/SPID-001-05	APLMK SPID001-05
		—	—	—

Note: Contact JST for fully automatic crimping applicator.

Housing



No. of circuits	Model No.	Dimensions (mm)		Q'ty/bag
		A	B	
10	PIDRP-10V-S	8.0	12.0	1,000
12	PIDRP-12V-S	10.0	14.0	1,000
14	PIDRP-14V-S	12.0	16.0	1,000
16	PIDRP-16V-S	14.0	18.0	1,000
18	PIDRP-18V-S	16.0	20.0	1,000
20	PIDRP-20V-S	18.0	22.0	1,000
22	PIDRP-22V-S	20.0	24.0	500
24	PIDRP-24V-S	22.0	26.0	500
26	PIDRP-26V-S	24.0	28.0	500
30	PIDRP-30V-S	28.0	32.0	500

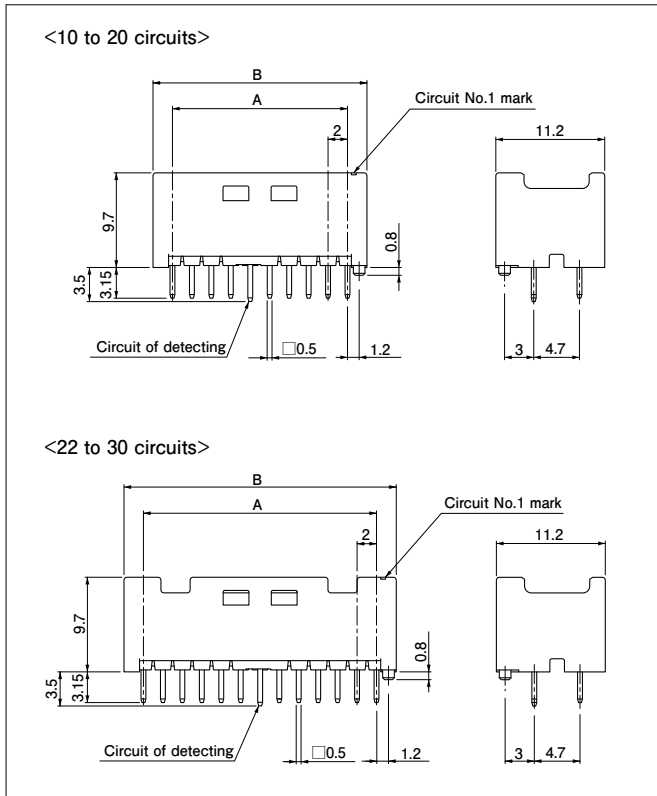
Material

Glass-filled PBT, UL94V-0, natural

RoHS compliance

PID CONNECTOR

Header



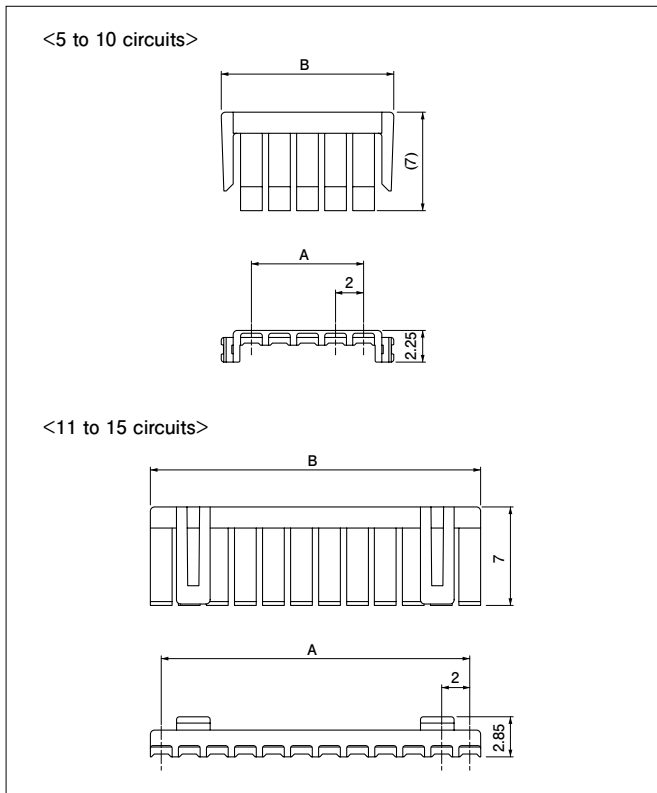
No. of circuits	Model No.	Dimensions (mm)		Q'ty/box
		A	B	
10	B10B-PIDSS-1	8.0	12.0	4,000
12	B12B-PIDSS-1	10.0	14.0	3,360
14	B14B-PIDSS-1	12.0	16.0	2,880
16	B16B-PIDSS-1	14.0	18.0	2,560
18	B18B-PIDSS-1	16.0	20.0	2,400
20	B20B-PIDSS-1	18.0	22.0	2,080
22	B22B-PIDSS-1	20.0	24.0	1,920
24	B24B-PIDSS-1	22.0	26.0	1,760
26	B26B-PIDSS-1	24.0	28.0	1,600
30	B30B-PIDSS-1	28.0	32.0	1,440

Material and Finish

Post: Copper alloy, copper-undercoated, tin-plated (reflow treatment)
Wafer: Glass-filled PA 66, UL94V-0, natural

RoHS compliance This product displays (LF)(SN) on a label.

Retainer



No. of circuits	Model No.	Dimensions (mm)		Q'ty/bag
		A	B	
5	PNIS-05V	8.0	12.3	1,000
6	PNIS-06V	10.0	14.3	1,000
7	PNIS-07V	12.0	16.3	1,000
8	PNIS-08V	14.0	18.3	1,000
9	PNIS-09V	16.0	20.3	1,000
10	PNIS-10V	18.0	22.3	1,000
11	PMS-11V-S	20.0	21.55	1,000
12	PMS-12V-S	22.0	23.55	1,000
13	PMS-13V-S	24.0	25.55	1,000
15	PMS-15V-S	28.0	29.55	1,000

Material

Glass-filled PA 66, UL94V-0, natural

RoHS compliance

Model number allocation

Contact

S PID - 001 T - P 0.5

Form: S...Strip form

Series name

Applicable wire range: 001...AWG #26 to AWG #22

Surface finish: T...Tin-plated (reflow treatment)

Material: P...Copper alloy

Terminal size

Housing

PID RP - 10 V - S

Series name

Part name: Plug (retainer mountable type)

No. of circuits: Even number of circuits from 10 to 30

Flammability: V...UL94V-0

Color: S...Natural, K...Black

Header

B 10 B - PID S S - 1

Shape of assembled product:
B...Top entry type

No. of circuits:
Even number of circuits from 10 to 30

Part name: Header

Series name

Color: S...Natural, K...Black

Indication of clinch: S...Straight pin

Shape: 1...With boss

Retainer

PNI S - 05 V

Series name

Part name: S...Retainer

No. of circuits: 5 to 10

Flammability: V...UL94V-0

PM S - 11 V - S

Series name

Part name: S...Retainer

No. of circuits: 11 to 15

Flammability: V...UL94V-0

Color: S...Natural