

SIEMENS

Data Sheet

VBI Heavy Duty Solar Photovoltaic Switches

30A – 600V DC, Type 3R

usa.siemens.com/switches



Standards and Ratings

- UL Listed and specifically designed and tested for use with three separate 600V DC circuits
- Specific catalog numbers are available for use with negative and for positive ground system
- Switches comply with UL98 requirements and are UL listed in file number E335018 as UL1741 Photovoltaic Disconnect switches
- Door labeling as required by Article 690 of the NEC supplied as standard
- Rated 10,000 AIC when protected by Class K, J or R fuses rated at 600V DC
- UL approved for field installation of optional copper body and crimp type terminals
- Includes internal shields which meet NEC 2020 230.62 line side barrier requirements

Features

- Innovative magnetic arc suppression incorporated into the line base
- Quick-make and break switching action
- Double break visible blade design
- Highly visible ON/OFF indication
- Rugged installer friendly enclosure design
- Front removable line and load lugs which can easily be converted to copper body or compression type lugs
- Defeatable dual cover interlock
- Ground bar factory installed as standard
- Two and 3 point mounting provisions are standard
- Large wire gutters and oversized lugs allow for larger cables to minimize voltage drop on long cable runs

Product Specifications

Type VBII, 30 Amp, Type 3R (Outdoor)

General Information

Catalog Number	Volts DC	Description	Shipping Weight (lbs.)	Rated Isc per NEC Article 690
Negative Ground				
HNF361RPV	600	3 Pole, 3 Wire, Non-Fusible	12	24.0A
Positive Ground				
HNF361RPVPG	600	3 Pole, 3 Wire, Non-Fusible	12	24.0A

Mechanical Lug Wire Range (60/75°C, Cu/Al)

Description	Wire Range
Line, Load, Neutral	#12-6 AWG (Al) or #14-6 AWG (Cu)
Ground	#14-4 AWG

Accessories

Catalog Number	Description
HA161234	One Normally Open and Closed Auxiliary Switches
HA261234	Two Normally Open and Closed Auxiliary Switches
HA361234	Low Voltage Auxiliary Switch
HG261234	Isolated Equipment Ground Lug Kit
HN612	Neutral Kit
HLC612	Copper Lug Kit (9 lugs per kit)
ECHS075	0.75" Type "HS" Outdoor Hub
ECHS100	1.00" Type "HS" Outdoor Hub

Replacement Parts

Catalog Number	Description
HH6123 ¹	Legacy (larger sized) Handle/Handle Guard
HH6123A	Replacement Handle/Handle Guard
HL612	Replacement Lugs (3 lugs per kit)
HM6123	Replacement Mechanism

Compression Lugs

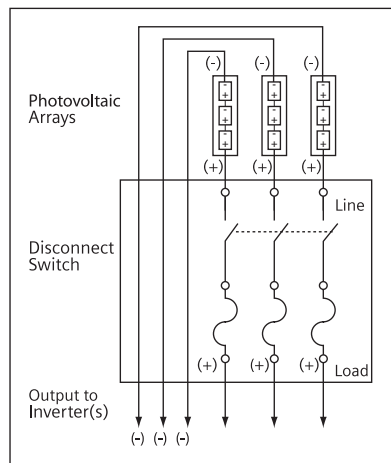
Wire Size	Burdny		Thomas-Betts		IlSCO	
	CU Only	CU/AL	CU Only	CU/AL	CU Only	CU/AL
#14-10	—	—	—	60096 60097	—	—
#8	YA8C-L BOX YA8C-L1 BOX	—	54104 54130	60101 60102 61102	CRA-8	ACL-8 ACN-8
#6	—	—	—	61107	—	—

¹ Legacy style handle phased out in 2021.

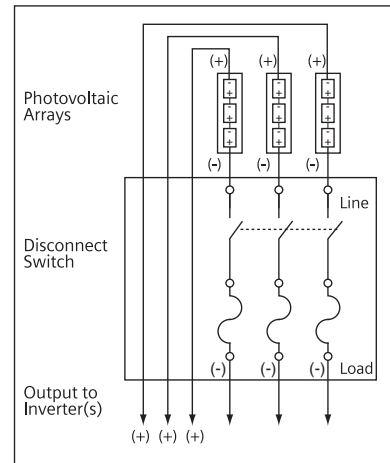
FAQ: "How can I tell?" Inspect the red handle grip. If the red handle grip is attached with screw, order the legacy kit. The new style grip is pressed onto the metal handle and does not require a screw.

Wiring Diagrams

For negative ground PV systems
HF361PV

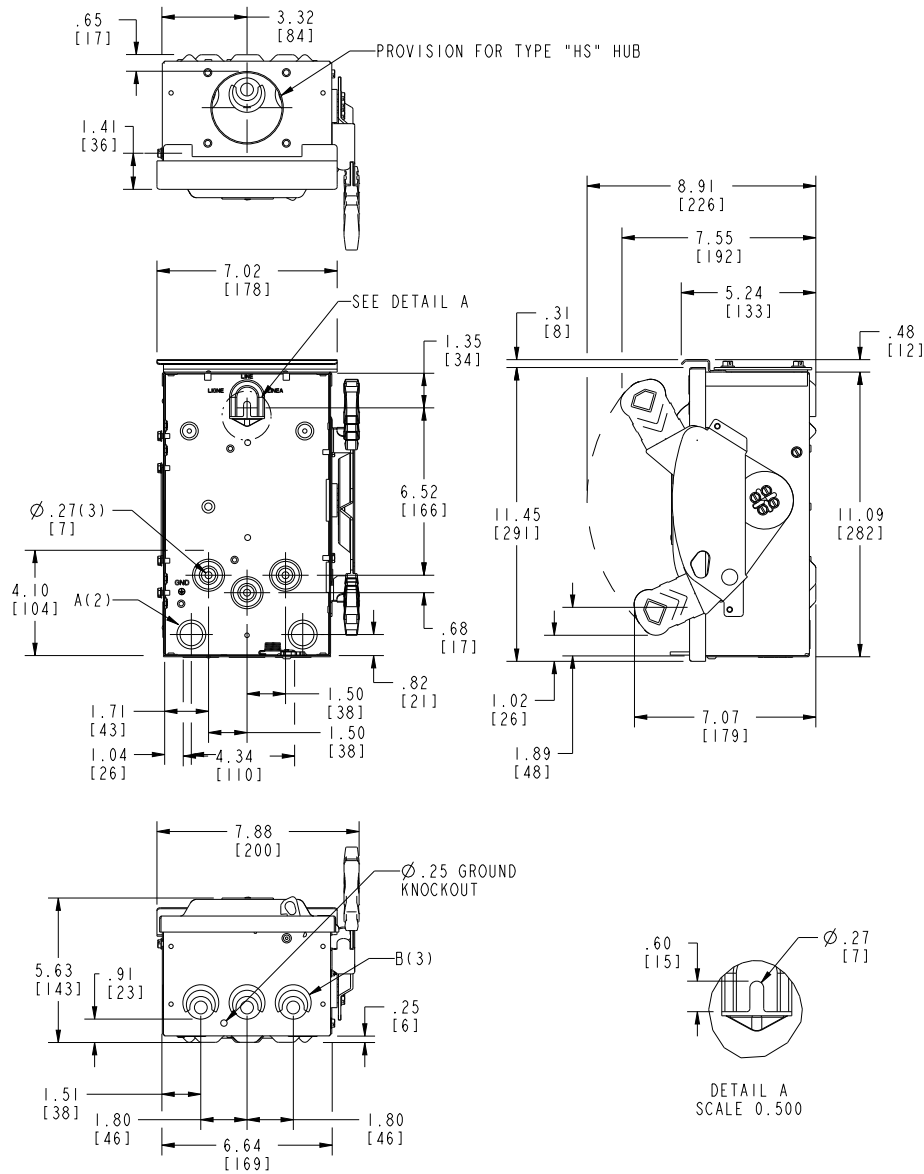


For positive ground PV systems
HF361PVPG



Dimension Drawings

Type VBII, 30 Amp, Type 3R (Outdoor)



KNOCKOUT CODE	CONDUIT CODE	
A (Concentric)	.75	1.00
B (Tangential)	.50	.75 1.00

	LINE SIDE WIRE BEND	LOAD SIDE WIRE BEND
Non-Fused	3.02 (77)	4.11 (104)

Enclosure: Galvanized Steel
 .054 Thick (17 Gauge)
 Finish: ANSI Grey #61 Paint

Dimensions shown in inches and millimeters ().
 Dimension shown accurate to ± 1/16 inch.

Published by
Siemens Industry, Inc. 2021.

Siemens Industry, Inc.
 3617 Parkway Ln
 Peachtree Corners, GA 30092

For more information, please contact
 our Customer Support Center.
 Phone: 1-800-241-4453
 E-mail: info.us@siemens.com

usa.siemens.com/switches

Order No.: SSDS-HN3RP-1021
 Printed in U.S.A.
 © 2021 Siemens Industry, Inc.

The technical data presented in this document is based on an actual case or on as-designed parameters, and therefore should not be relied upon for any specific application and does not constitute a performance guarantee for any projects. Actual results are dependent on variable conditions. Accordingly, Siemens does not make representations, warranties, or assurances as to the accuracy, currency or completeness of the content contained herein. If requested, we will provide specific technical data or specifications with respect to any customer's particular applications. Our company is constantly involved in engineering and development. For that reason, we reserve the right to modify, at any time, the technology and product specifications contained herein.