

ASK74.1U Shaft Adapter



Product Description

This shaft adapter will attach to a 1.05-inch (26.6 mm) diameter damper shaft. It is used with any GCA, GIB, or GBB actuator. It can be used for coupling to 1-inch jackshafts that are slightly oversized.

Product Number

ASK74.1U

Installation Conventions

WARNING		Personal injury/loss of life may occur if you do not follow a procedure as specified.
CAUTION		Equipment damage, or loss of data may occur if you do not follow a procedure as specified.

Required Tools

- 10 mm (13/32- in.) open end wrench or hex socket wrench
- Drill
- Screwdriver

Expected Installation Time

30 minutes

Installation

Removing the Self-centering Shaft Adapter

Command the actuator to the "0" position.

Notice the position of the shaft adapter you are replacing. To ensure proper function when you return the actuator to service, place the new shaft adapter in the same position.



WARNING:

Disconnect power to the actuator before replacing a shaft adapter.

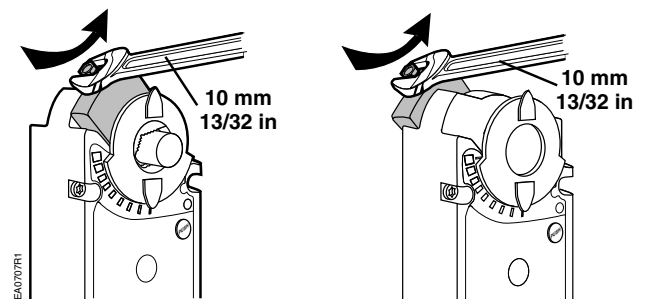


Figure 1. Loosen the Shaft Adapter.

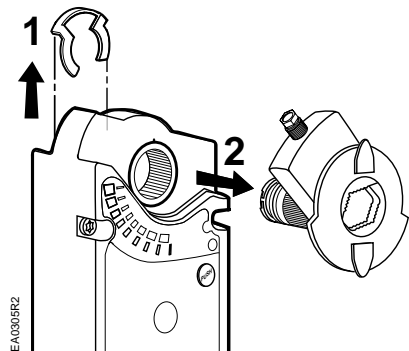


Figure 2. Remove the Locking Clip and Shaft Adapter.

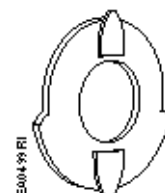


Figure 3. Remove and Save the Position Indicator.

Inserting the Shaft Adapter

The following instructions are typical for clockwise-to-open rotation. Consult the installation instructions

packaged with the individual actuators for counterclockwise-to-open rotation and wiring diagrams.

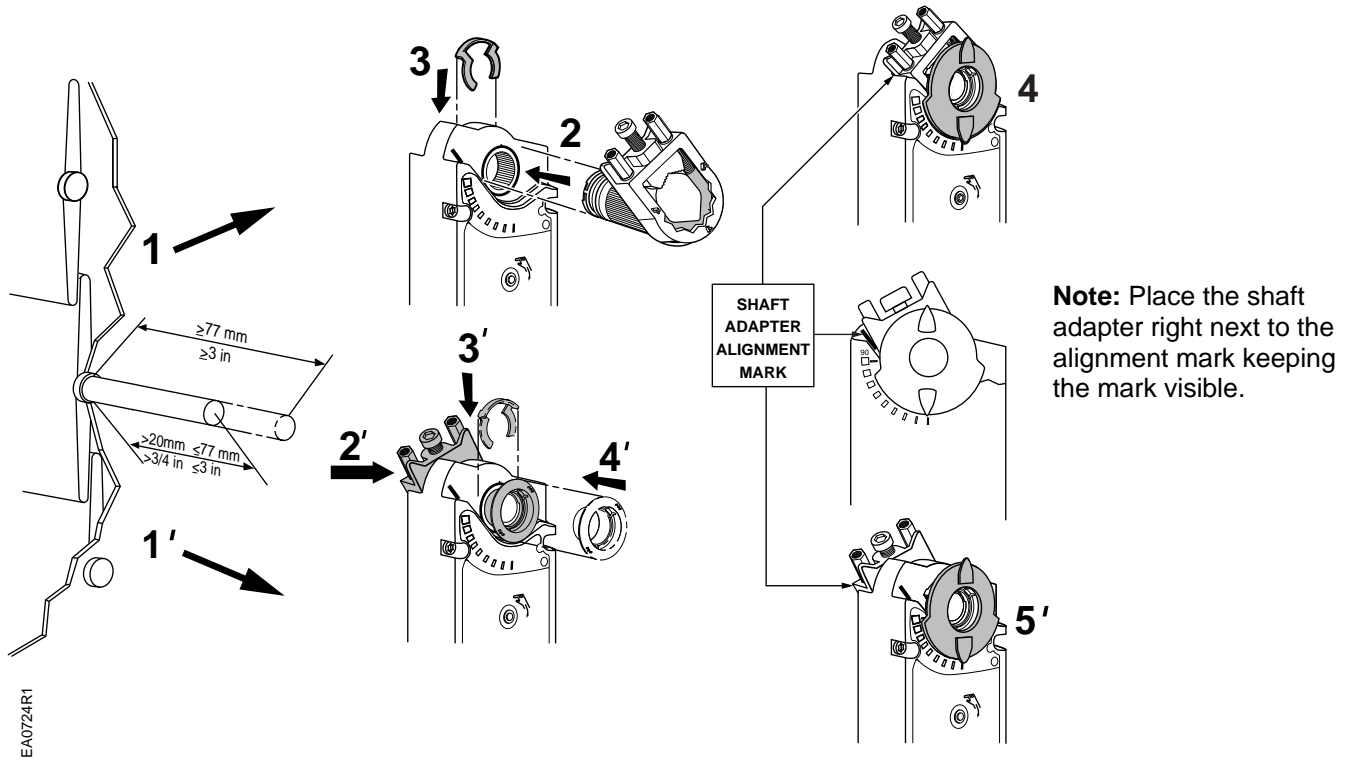


Figure 4. Measure the Damper Shaft and Attach the Shaft Adapter to the Actuator.

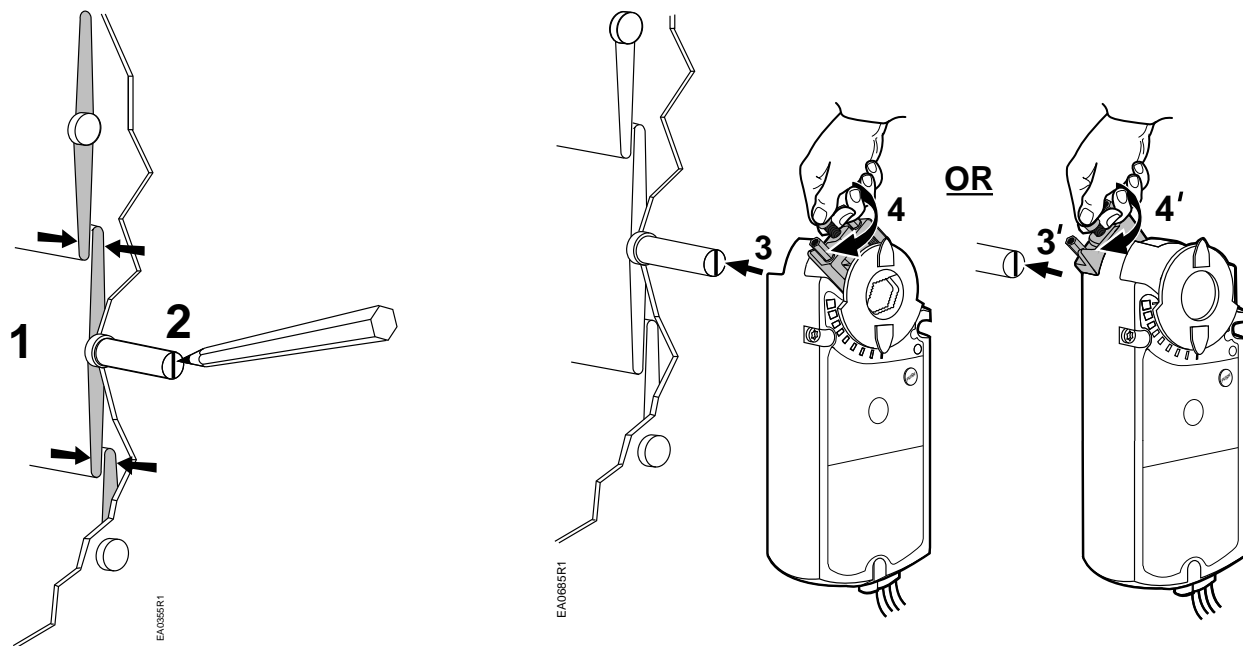


Figure 5. Mount the Actuator to the Damper Shaft.

Tighten or loosen the middle screw so that the shaft is in the center of the shaft adapter opening.

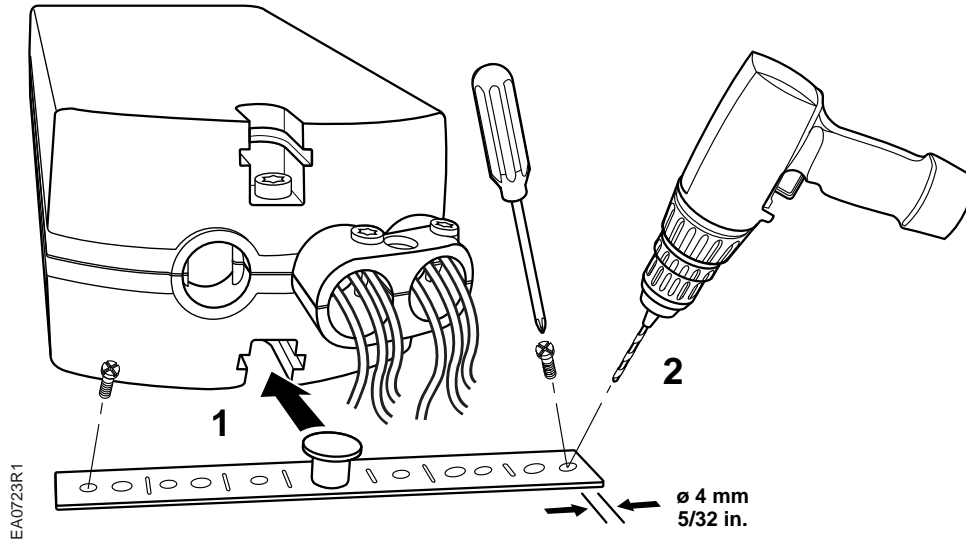


Figure 6. Attach the Mounting Bracket.

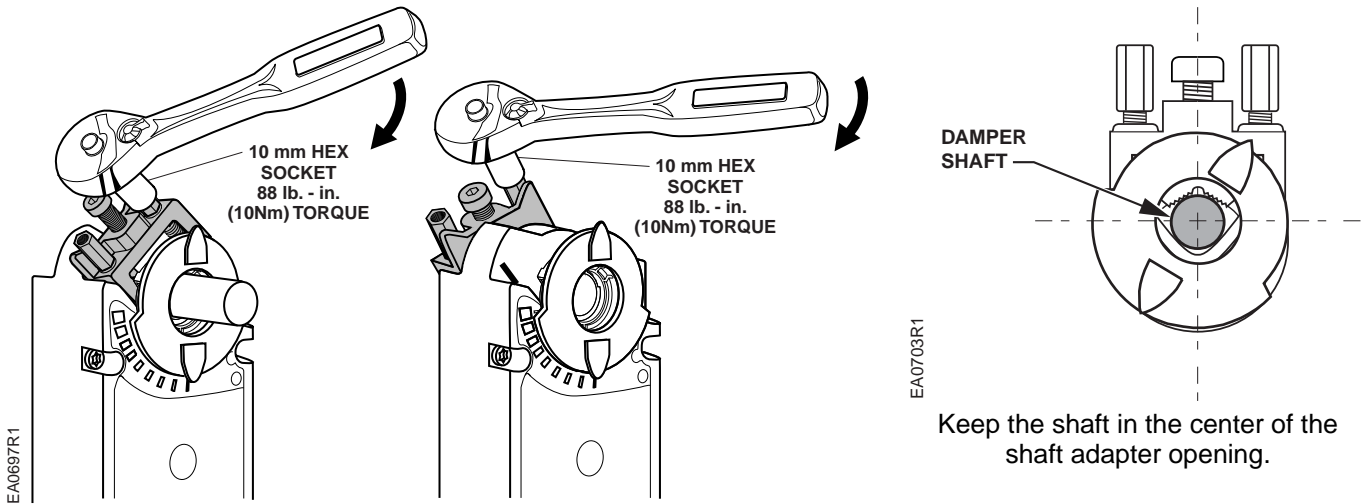


Figure 7. Fasten the Shaft Adapter to the Damper Shaft.

References

Installation Instructions

GCA Spring Return Rotary Electronic Damper Actuator 129-218

GBB/GIB Non-Spring Return Floating Control Rotary Electronic Damper Actuator 129-244

GBB/GIB Non-Spring Return Modulating Control Rotary Electronic Damper Actuator 129-222

Information in this publication is based on current specifications. The company reserves the right to make changes in specifications and models as design improvements are introduced. Product or company names mentioned herein may be the trademarks of their respective owners. © 2009 Siemens Industry, Inc.