

Abschottung für hinteren Schalterfachausschnitt

3WX 3684- 5..00

Partitions for rear breaker compartment cutout

Cloison pour découpe arrière du compartiment de disjoncteur


Tabiques de protección para el recorte posterior dela caja del interruptor


Protezione per foratura posteriore

Skydd för bakre brytarfackstomme

Betriebsanleitung/Operating Instructions


Bestell-Nr./Order No.: 3ZX1812-0WX36-6CA0 / 9239 9893 422


 **Warnung!**

 **Gefährliche Spannung!  
Gefährlicher Federspeicher!**

Vor Beginn der Arbeiten Gerät spannungsfrei schalten und gegen Wiedereinschalten sichern. Nur bei ausgeschaltetem Schalter und entspanntem Federspeicher arbeiten. Bei Nichtbeachtung können Tod, schwere Körperverletzung oder erheblicher Sachschaden die Folge sein. Einbau und Montage nur durch Fachpersonal!


**Deutsch**


 **Danger!**

 **Hazardous voltage!  
Hazardous spring pressure!**

Before beginning work on the unit, switch it to a de-energized state and secure it against reactivation. Work only with the circuit-breaker switched off and the spring discharged. Non-observance can result in death, severe personal injury or substantial property damage. Only qualified personnel may perform installation and assembly work.


**English**


 **Attention!**

 **Tension électrique dangereuse!  
Tension de ressort dangereuse!**

Avant le début des travaux, mettre l'appareil hors tension et le consigner dans cette position. Intervenir uniquement sur l'appareil en position d'ouverture et lorsque le ressort d'accumulation d'énergie est détendu. Le non-respect de ces mesures de sécurité peut entraîner la mort, des blessures graves ou des dommages matériels importants. Installation et montage uniquement par des personnes qualifiées.

**Français**

 **¡Peligro!**

 **¡Tensión peligrosa!  
¡Resorte peligroso!**

Antes de iniciar los trabajos hay que desconectar el aparato y asegurarlo contra reconexiones. Trabajar únicamente con el interruptor desconectado y el resorte destensado. La inobservancia de esta advertencia puede causar la muerte, graves lesiones corporales o altos daños materiales. ¡Montaje sólo por personal experto!


**Español**


 **Pericolo!**

 **Tensione elettrica pericolosa!  
Molle cariche!**

Prima di iniziare i lavori assicurarsi che l'apparecchio non sia in tensione e che non sia possibile una reinserzione accidentale. Lavorare soltanto a interruttore disinserito e a molle scariche. La mancata osservanza di tali norme può provocare incidenti mortali, lesioni gravi e ingenti danni materiali. Le operazioni di installazione e smontaggio devono essere eseguite soltanto da personale specializzato.

**Italiano**

 **Fara!**

 **Farlig spänning!  
Farlig fjäderspänning!**

Innan arbetena påbörjas skall apparaten kopplas spänningfri och säkras mot återinkoppling. Arbeta endast vid fränkopplad brytare och avspänd fjäder. Om detta inte iaktas kan död, svåra kroppsskador eller betydande materielskador vara följden. Installering och montering endast av fackpersonal!

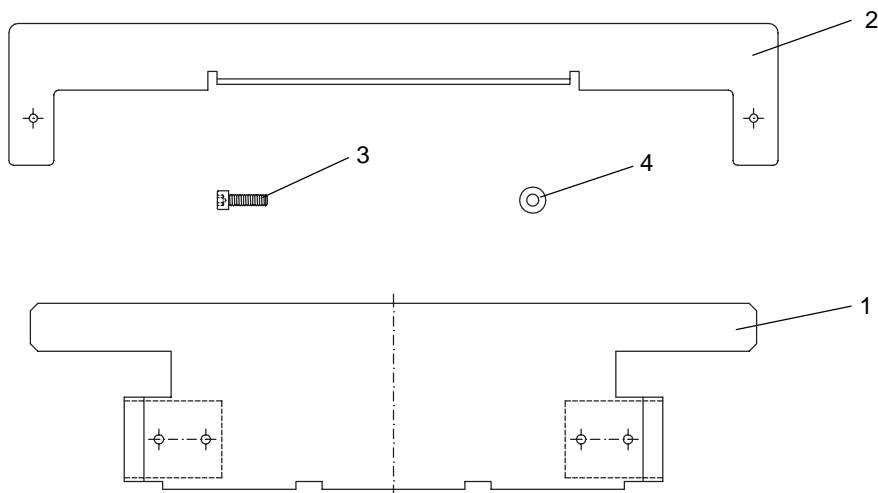
**Svenska**

**Inhalt der Packeinheit / Contents of pack /  
 Contenu de l'emballage / Contenido del paquete /  
 Contenuto dell'imballo / Innehåll i förpackningen**

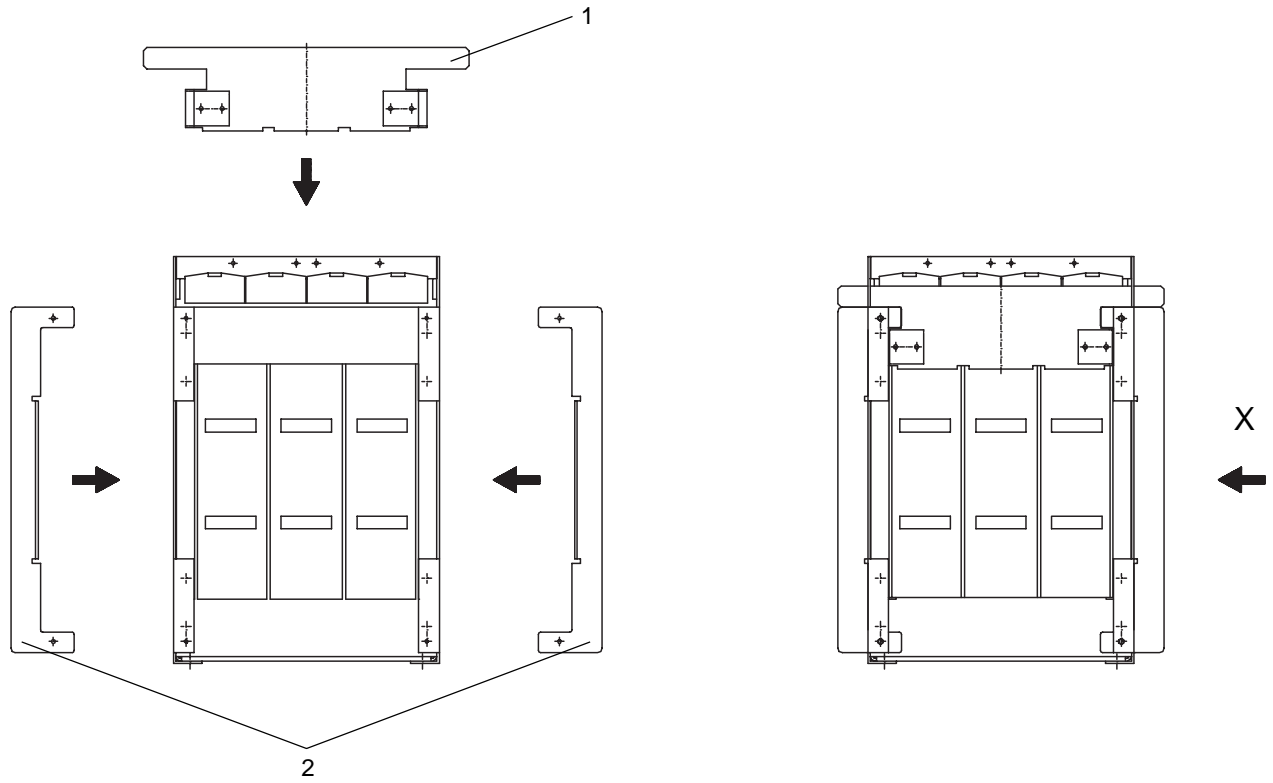
- |                                                                                                                                                                                                                                                                                                                                                                                                                                                                                                                                                                                                                                                                                                                                                                                                                                                                                                                                                                                                                                                                                                                                                                                                                                                                                                                                                                                                                                                                                                                                                                                                                                                      |                                                                                                                                                                                                                                                                                                                                                                                                                                                                                                                                                                                                                                                                                                                                                                                                                                                                                                                                                                                       |
|------------------------------------------------------------------------------------------------------------------------------------------------------------------------------------------------------------------------------------------------------------------------------------------------------------------------------------------------------------------------------------------------------------------------------------------------------------------------------------------------------------------------------------------------------------------------------------------------------------------------------------------------------------------------------------------------------------------------------------------------------------------------------------------------------------------------------------------------------------------------------------------------------------------------------------------------------------------------------------------------------------------------------------------------------------------------------------------------------------------------------------------------------------------------------------------------------------------------------------------------------------------------------------------------------------------------------------------------------------------------------------------------------------------------------------------------------------------------------------------------------------------------------------------------------------------------------------------------------------------------------------------------------|---------------------------------------------------------------------------------------------------------------------------------------------------------------------------------------------------------------------------------------------------------------------------------------------------------------------------------------------------------------------------------------------------------------------------------------------------------------------------------------------------------------------------------------------------------------------------------------------------------------------------------------------------------------------------------------------------------------------------------------------------------------------------------------------------------------------------------------------------------------------------------------------------------------------------------------------------------------------------------------|
| <p>1. Obere Abschottung<br/>                 Baugröße I 3-pol. = 387 mm lang<br/>                 Baugröße I 4-pol. = 477 mm lang<br/>                 Baugröße II 3-pol. = 487 mm lang<br/>                 Baugröße II 4-pol. = 607 mm lang</p> <hr/> <p>Upper partition<br/>                 Size I 3-pole = 387 mm long<br/>                 Size I 4-pole = 477 mm long<br/>                 Size II 3-pole = 487 mm long<br/>                 Size II 4-pole = 607 mm long</p> <hr/> <p>Cloison supérieure<br/>                 Taille I tripolaire = 387 mm longueur<br/>                 Taille I tétrapolaire = 477 mm longueur<br/>                 Taille II tripolaire = 487 mm longueur<br/>                 Taille II tétrapolaire = 607 mm longueur</p> <hr/> <p>Tabique superior<br/>                 Tamaño I tripolar = 387 mm longitud<br/>                 Tamaño I tetrapolar = 477 mm longitud<br/>                 Tamaño II tripolar = 487 mm longitud<br/>                 Tamaño II tetrapolar = 607 mm longitud</p> <hr/> <p>Protezione superiore<br/>                 Grandezza costruttiva I 3-pole = lunghezza pari a 387 mm<br/>                 Grandezza costruttiva I 4-pole = lunghezza pari a 477 mm<br/>                 Grandezza costruttiva II 3-pole = lunghezza pari a 487 mm<br/>                 Grandezza costruttiva II 4-pole = lunghezza pari a 607 mm</p> <hr/> <p>Övre skydd<br/>                 Storlek I 3-pole = 387 mm lång<br/>                 Storlek I 4-pole = 477 mm lång<br/>                 Storlek II 3-pole = 487 mm lång<br/>                 Storlek II 4-pole = 607 mm lång</p> | <p>2. Seitliche Abschottung (2x) /<br/>                 Side partition (2x) /<br/>                 Cloison latérale (2x) /<br/>                 Tabique lateral (2x) /<br/>                 Protezione laterale (2x) /<br/>                 Sidoskydd (2x)</p> <p>3. Zylinderschraube DIN 912-M6 x 12 (4x) /<br/>                 Socket-head screw DIN 912-M6 x 12 (4x) /<br/>                 Vis à tête cylindrique DIN 912-M6 x 12 (4x) /<br/>                 Tornillo cilíndrico DIN 912-M6 x 12 (4x) /<br/>                 Vite a testa cilindrica DIN 912-M6 x 12 (4x) /<br/>                 Skruv med cylindriskt huvud DIN 912-M6 x 12 (4x)</p> <p>4. Spannscheibe DIN 6796-6 (4x) /<br/>                 Strain washer DIN 6796-6 (4x) /<br/>                 Rondelle élastique DIN 6796-6 (4x) /<br/>                 Arandela tensora DIN 6796-6 (4x) /<br/>                 Rondella elastica DIN 6796-6 (4x) /<br/>                 Spännbricka DIN 6796-6 (4x)</p> |
|------------------------------------------------------------------------------------------------------------------------------------------------------------------------------------------------------------------------------------------------------------------------------------------------------------------------------------------------------------------------------------------------------------------------------------------------------------------------------------------------------------------------------------------------------------------------------------------------------------------------------------------------------------------------------------------------------------------------------------------------------------------------------------------------------------------------------------------------------------------------------------------------------------------------------------------------------------------------------------------------------------------------------------------------------------------------------------------------------------------------------------------------------------------------------------------------------------------------------------------------------------------------------------------------------------------------------------------------------------------------------------------------------------------------------------------------------------------------------------------------------------------------------------------------------------------------------------------------------------------------------------------------------|---------------------------------------------------------------------------------------------------------------------------------------------------------------------------------------------------------------------------------------------------------------------------------------------------------------------------------------------------------------------------------------------------------------------------------------------------------------------------------------------------------------------------------------------------------------------------------------------------------------------------------------------------------------------------------------------------------------------------------------------------------------------------------------------------------------------------------------------------------------------------------------------------------------------------------------------------------------------------------------|

**Abschottung für hinteren Schalterfachausschnitt komplett /  
 Partition for rear breaker compartment cutout /  
 Cloison pour découpe arrière du compartiment de disjoncteur, complète /  
 Protección completa para el recorte posterior de la caja del interruptor /  
 Protezione per foratura posteriore completa/ Komplet skydd för bakre brytarfackstomme**

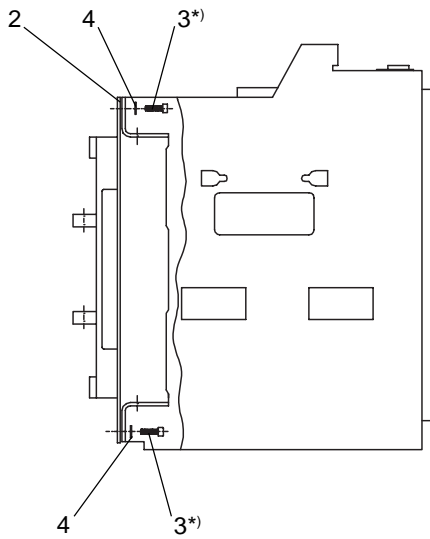
Best. Nr. / Order No. / N° de réf. / N° de pedido / Nr. di ordinaz. / Best.-nr.	3WX3684-5CA00
Best. Nr. / Order No. / N° de réf. / N° de pedido / Nr. di ordinaz. / Best.-nr.	3WX3684-5CB00
Best. Nr. / Order No. / N° de réf. / N° de pedido / Nr. di ordinaz. / Best.-nr.	3WX3684-5DA00
Best. Nr. / Order No. / N° de réf. / N° de pedido / Nr. di ordinaz. / Best.-nr.	3WX3684-5DB00



**Abschottung an Einschubrahmen montieren / Mounting partition to guide frame /  
 Montage de la cloison sur le châssis de guidage / Montar los tabiques de protección en el bastidor guía /  
 Montaggio della protezione al carrello / Montera skydd på inskjutningsramen**



Ansicht X / View X / Vue X / Vista X / Vista X / Vy X



\*) Anzugsdrehmoment  $8 \pm 1$  Nm / Tightening torque  $8 \pm 1$  Nm /  
 Couple de serrage  $8 \pm 1$  Nm / Par de apriete  $8 \pm 1$  Nm /  
 Coppia di serraggio  $8 \pm 1$  Nm / Åtdragningsmoment  $8 \pm 1$  Nm

Herausgegeben von  
Bereich Automations- und Antriebstechnik  
Niederspannungs-Schaltechnik  
Schaltwerk Berlin

D - 13623 Berlin

Änderungen vorbehalten  
Siemens Aktiengesellschaft

Published by the  
Automation & Drives Group  
Control and Distribution  
Schaltwerk Berlin

D - 13623 Berlin  
Federal Republic of Germany

Subject to change

---

**Bestell-Nr./Order No.: 3ZX1812-0WX36-6CA0 / 9239 9893 422**  
Bestell-Ort/Place of Order: A&D CD SE PC Log P Berlin  
Printed in the Federal Republic of Germany  
AG 12.97 Kb De-En-Fr-Sp-It-Sv