



SELECTION GUIDE

ReliaGear™ Pro-Stock™

A lighting panelboard for projects
with short turnaround




ReliaGear™ Pro-Stock™ lighting panelboards are engineered for projects with short turnaround like those that come in an emergency situation or when natural disaster hits our customers' property. They are also a great option for small projects with standard technical requirements.

Table of contents

04	Product overview
05	Interior product number structure
06	Step-by-step selection

ReliaGear™ Pro-Stock™ lighting panelboards

A smart investment when operational downtime can't be afforded.



Projects with short turn around

Emergency situations, property damage, strip malls, subways, small business or buildings



+1K configurations

XTreme flexibility to meet your application requirements



XTra value at every level

A smart investment when operational downtime can't be afforded



No lead time

Available immediately on the distributors' shelves



Unassembled

Assemble and install on site in about 30 minutes



Standard parts

7 steps to complete your selection

ReliaGear™ Pro-Stock™ lighting panelboards

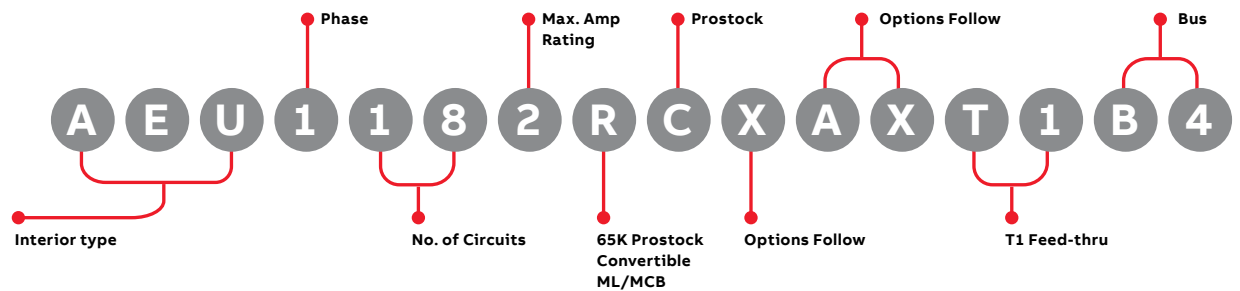
Interior product number structure

ReliaGear™ Pro-Stock™ lighting panelboards are engineered for projects with short turn around like those that come in an emergency situation or when natural disaster hits our customers' property. They are also a great option for small projects with standard technical requirements.

Pro-Stock lighting panelboards come unassembled providing the flexibility to select interior, enclosure type, front, main, and sub-breaker kit to meet most application requirements immediately.

Applications

- Emergency situations
 - Natural disasters
 - Property damage
- Storage units
- Strip malls
- Subways
- Small businesses
- Small buildings, and more



Interior type	Phase	No. of Circuits	Max. Amp Rating	T1 Feed-thru	Bus
AQU = 240 Vac	1 = 1-Phase	18 = 18 Circuits	2=225A	Blank Non Feed-thru* (required copper bus [B4])	B4 = Copper
AEU = 480Y/277 Vac	3 = 3-Phase	30 = 30 Circuits	4 = 400A		Blank = aluminum
		42 = 42 Circuits	6 = 600A		

ReliaGear™ Pro-Stock™ lighting panelboards

Step-by-step selection

Using the empower configuration tool, follow the steps below to build a ReliaGear Pro-Stock lighting panelboard:

1. Select interior

Select the interior by bus type, panel rating and number of circuits. Identify the box/front height for use in steps 2 and 3.

Copper bus

Voltage	Rating (amps)	No. of circuits	Feed-thru		Non feed-thru		
			Product number ¹	Box/front height (in.)	Product number ¹	Box/front height (in.)	TGL2 ground bars ^{1,2}
240 V AC, 1-Phase	100–225 ³	18	AQU1182RCXAXT1B4	37.5	AQU1182RCXAXB4	31.5	2
		30	AQU1302RCXAXT1B4	43.5	AQU1302RCXAXB4	37.5	3
		42	AQU1422RCXAXT1B4	49.5	AQU1422RCXAXB4	43.5	4
	400	18	AQU1184RCXAXT1B4	64.5	–	–	2
		42	AQU1424RCXAXT1B4	76.5	AQU1424RCXAXB4	64.5	4
		600	18	AQU1186RCXAXT1B4	64.5	–	–
	600	42	AQU1426RCXAXT1B4	76.5	AQU1426RCXAXB4	64.5	4
		208/120 V AC, 3-Phase	100–225 ³	18	AQU3182RCXAXT1B4	37.5	AQU3182RCXAXB4
30	AQU3302RCXAXT1B4			43.5	AQU3302RCXAXB4	37.5	3
42	AQU3422RCXAXT1B4			49.5	AQU3422RCXAXB4	43.5	4
400	18		AQU3184RCXAXT1B4	64.5	–	–	2
	42		AQU3424RCXAXT1B4	76.5	AQU3424RCXAXB4	64.5	4
	600		18	AQU3186RCXAXT1B4	64.5	–	–
600	42		AQU3426RCXAXT1B4	76.5	AQU3426RCXAXB4	64.5	4
	480/277 V AC, 3-Phase		100–225 ³	18	AEU3182RCXAXT1B4	37.5	AEU3182RCXAXB4
30		AEU3302RCXAXT1B4		43.5	AEU3302RCXAXB4	37.5	3
42		AEU3422RCXAXT1B4		49.5	AEU3422RCXAXB4	43.5	4
400		18	AEU3184RCXAXT1B4	64.5	–	–	2
		42	AEU3424RCXAXT1B4	76.5	AEU3424RCXAXB4	64.5	4
		600	18	AEU3186RCXAXT1B4	64.5	–	–
600		42	AEU3426RCXAXT1B4	76.5	AEU3426RCXAXB4	64.5	4

Aluminum bus

Voltage	Rating (amps)	No. of circuits	Feed-thru		TGL2 ground bars ^{1,2}
			Product number	Box/front height (in.)	
240 V AC, 1-Phase	100–225 ³	18	AQU1182RCXAXT1	37.5	2
		30	AQU1302RCXAXT1	43.5	3
		42	AQU1422RCXAXT1	49.5	4
208/120 V AC, 3-Phase	100–225 ³	18	AQU3182RCXAXT1	37.5	2
		30	AQU3302RCXAXT1	43.5	3
		42	AQU3422RCXAXT1	49.5	4
480/277 V AC, 3-Phase	100–225 ³	18	AEU3182RCXAXT1	37.5	2
		30	AEU3302RCXAXT1	43.5	3
		42	AEU3422RCXAXT1	49.5	4

TGL20 ground lug quantities

Interior type	No. of TGL20s required by panel rating		
	100 A–225 A	400 A	600 A
Main lug only	1	1	2
Main lug and feed-thru	2	2	4
Main breaker only	1	1	1
Main breaker and sub-feed	1	1	1
Main breaker and feed-thru	2	2	3

¹ For TGL20 ground lug quantities, see TGL20 ground lug quantities table above.

² For isolated ground, use EGS12. When using the EGS12, 3, 5 and 7 ground lugs (TGL20s) are required for 18, 30 and 42 circuits respectively.

³ Main bus rating of 250A for main breaker interiors and a bus rating of 225A for main lug interiors.

ReliaGear™ Pro-Stock™ lighting panelboards

Step-by-step selection



2. Choose box

Select a box of the correct height (see step 1). Boxes come with blank endwalls. If endwalls with knockouts are required, also order knockout endwall kit AKEW2.

Note: This is only available for 20" wide NEMA 1 enclosures.

Box height (in.)	NEMA 1	NEMA 3R	NEMA 4, 4X and 12 stainless steel	
	20" wide	20" wide	20" wide	20" wide
31.5	AB31B	AB313	AB314	AB314S
37.5	AB37B	AB373	AB374	AB374S
43.5	AB43B	AB433	AB434	AB434S
49.5	AB49B	AB493	AB494	AB494S
64.5	AB64B	AB643	AB644	AB644S
76.5	AB76B	AB763	AB764	AB764S



3. Add a front

Add a front of the correct height (available for NEMA 1 enclosures only)


- Standard fronts are equipped with concealed hinges and trim adjusting screws hinges, trim adjusting screws and quarter turn locks.
- The door-in-door is convenient for contractors to gain easy access to equipment from the front of the panel. Door-in-door allows a contractor access to the gutters without removing the front.
- Front hinged to box is similar to door-in-door for convenient access to gutters, but a contractor must remove four screws to access the outer door.

Front height (in.)	Standard (20" wide)		Door within door (20" wide)		Front hinged to box (20" wide)	
	Flush	Surface	Flush	Surface	Flush	Surface
31.5	AF31F	AF31S	AF31FP	AF31SP	AF31FD	AF31SD
37.5	AF37F	AF37S	AF37FP	AF37SP	AF37FD	AF37SD
43.5	AF43F	AF43S	AF43FP	AF43SP	AF43FD	AF43SD
49.5	AF49F	AF49S	AF49FP	AF49SP	AF49FD	AF49SD
64.5	AF64F (T)	AF64S (T)	AF64FP (T)	AF64SP (T)	AF64FD (T)	AF64SD (T)
76.5	AF76F (T)	AF76S (T)	AF76FP (T)	AF76SP (T)	AF76FD (T)	AF76SD (T)

(T) Fronts with quarter turn lock for applications with XT5 circuit breakers

ReliaGear™ Pro-Stock™ lighting panelboards

Step-by-step selection



4. Select main and/or sub-feed breaker kit

Select the main breaker kit appropriate for your interior type (see step 1), amp rating and kAIC rating. If a sub-feed breaker is required, repeat the selection process. Some units come standard with a breaker. Please see the list below.

Cat No	Breaker type
MBM124WB	XT5NU340ABFN000XXX
MBB13WB	XT4NU3225AFJ000XXX
MBB16WB	XT4NU3200AFJ000XXX (2)
MBM134WB	XT5NU340ABFN000XXX
MBC33WB	XT1HU3125AFD000XXX
MBB33WB	XT4HU3225AFJ000XXX
MBB36WB	XT4HU3200AFJ000XXX (2)
MBM334WB	XT5HU340ABFN000XXX
MBM324WB	XT5HU340ABFN000XXX

Interior type	Cat. no. ⁽¹⁾	Rating		Breaker short circuit rating (kAIC)											
		(Amps)	No. of poles	10	14	22	25	35	50	65	100	150	200		
AQU1: 240 V AC, 1-Phase	MB612	100	2	THQB	–	THHQB	–	–	–	–	–	–	–	–	–
	MB614	100	4	(x2) THQB	–	(x2) THHQB	–	–	–	–	–	–	–	–	–
	MBA12	225	2	A2A	–	A2N ⁽²⁾	–	–	–	–	–	–	–	–	–
	MBM324	400	2	–	–	–	–	–	–	–	XT5N	XT5S	XT5H	XT5L	–
	MBM124WB	400	2 ⁽³⁾	–	–	–	–	–	–	–	XT5N	–	–	–	–
AQU3: 208/120 V AC, 3-Phase	MB613	100	3	THQB	–	THHQB	–	–	–	–	–	–	–	–	–
	MB616 ⁽⁴⁾	100	6	(x2) THQB	–	(x2) THHQB	–	–	–	–	–	–	–	–	–
	MBA13	225	3	A2A	–	A2N ⁽²⁾	–	–	–	–	–	–	–	–	–
	MBA16	400	6	(x2) A2A	–	(x2) A2N ⁽²⁾	–	–	–	–	–	–	–	–	–
	MBB33	150	3	–	–	–	–	–	–	–	XT4N	XT4S	XT4H	XT4L	–
	MBB33	225	3	–	–	–	–	–	–	–	XT4N	XT4S	XT4H	XT4L	–
	MBB13WB	225	3	–	–	–	–	–	–	–	XT4N	–	–	–	–
	MBB36 ⁽⁵⁾	400	6 ⁽⁵⁾	–	–	–	–	–	–	–	(x2) XT4N	(x2) XT4S	(x2) XT4H	(x2) XT4L	–
	MBB16WB ⁽⁵⁾	400	6 ⁽⁵⁾	–	–	–	–	–	–	–	(x2) XT4N	–	–	–	–
	MBM334	400	3	–	–	–	–	–	–	–	XT5N	XT5S	XT5H	XT5L	–
MBM134WB	400	3	–	–	–	–	–	–	–	XT5N	–	–	–	–	
MBM124WB ⁽⁴⁾	400	2 ⁽³⁾	–	–	–	–	–	–	–	XT5N	–	–	–	–	
AEU3: 480/277 V AC, 3-Phase	MB423	100	3	–	TEY	–	–	–	–	–	–	–	–	–	–
	MB426	100	6	–	(x2) TEY	–	–	–	–	–	–	–	–	–	–
	MBC33	125	3	–	–	–	XT1N	XT1S	–	XT1H	–	–	–	–	–
	MBC33WB	125	3	–	–	–	–	–	–	XT1H	–	–	–	–	–
	MBB33	150	3	–	–	–	XT4N	XT4S	–	XT4H	XT4L	XT4V	XT4X	–	–
	MBB33	225	3	–	–	–	XT4N	XT4S	–	XT4H	XT4L	XT4V	XT4X	–	–
	MBB33WB	225	3	–	–	–	–	–	–	XT4H	–	–	–	–	–
	MBB36 ⁽⁵⁾	400	6 ⁽⁵⁾	–	–	–	(x2) XT4N	(x2) XT4S	–	(x2) XT4H	(x2) XT4L	(x2) XT4V	(x2) XT4X	–	–
	MBB36WB ⁽⁵⁾	400	6 ⁽⁵⁾	–	–	–	–	–	–	(x2) XT4H	–	–	–	–	–
	MBM334	400	3	–	–	–	–	–	–	XT5N	XT5S	XT5H	XT5L	XT5V	XT5X
	MBM334WB	400	3	–	–	–	–	–	–	–	XT5H	–	–	–	–
MBM324WB ⁽⁴⁾	400	2 ⁽³⁾	–	–	–	–	–	–	–	XT5H	–	–	–	–	

⁽¹⁾ Breaker not included except for "WB" kits (where product number ends in "WB"). "WB" kits include a breaker, mounting kit and load-side lugs.

⁽²⁾ Actual breaker short circuit rating is 25 kAIC.

⁽³⁾ Use 2 outer poles for 3 pole applications

⁽⁴⁾ For sub-feed application only.

⁽⁵⁾ 6 poles of sub-feed applies only to 400 A and 600 A interiors.

⁽⁶⁾ Can use (2) 3 pole devices only, no 2 pole allowed

ReliaGear™ Pro-Stock™ lighting panelboards

Step-by-step selection

5. Select alternative main breakers

- Skip step 5 if you selected a main breaker kit ending in “WB” — no breaker is required.
- To correlate breaker types with the kAIC rating in specific panelboards, see the table for step 4. For more rating details, see ReliaGear lighting panels rating series labels (1TQC173100E0001).
- Use 2 outer poles for 3 pole applications
- For TEY and THQB main breakers, see branch breakers tables in step 7.

Tmax XT breakers (3-pole) for use with appropriate main breaker kit (see step 4).

240V KAIC	480V KAIC	Breaker Description	US Product number	Wire range (Cu/Al)	Cables per lug
65	65	XT1H 125 TMF 30 AMPS 3P	XT1HU3030AFD000XXX	Cu Al 1x14-2/0 AWG	1
65	65	XT1H 125 TMF 60 AMPS 3P	XT1HU3060AFD000XXX	Cu Al 1x14-2/0 AWG	1
65	65	XT1H 125 TMF 100 AMPS 3P	XT1HU3100AFD000XXX	Cu Al 1x14-2/0 AWG	1
65	65	XT1H 125 TMF 125 AMPS 3P	XT1HU3125AFD000XXX	Cu Al 1x14-2/0 AWG	1
65	35	XT1S 125 TMF 100 AMPS 3P	XT1SU3100AFD000XXX	Cu Al 1x14-2/0 AWG	1
65	65	XT1N 125 TMF 125AMPS 3P	XT1NU3125AFD000XXX	Cu Al 1x14-2/0 AWG	1
65	65	XT4H 250 TMF 150 AMPS 3P	XT4HU3150AFJ000XXX	Cu Al 1x4 AWG-300 kcmil	1
65	65	XT4H 250 TMF 200 AMPS 3P	XT4HU3200AFJ000XXX	Cu Al 1x4 AWG-300 kcmil	1
65	65	XT4H 250 TMF 225 AMPS 3P	XT4HU3225AFJ000XXX	Cu Al 1x4 AWG-300 kcmil	1
65	35	XT4S 250 TMF 175 AMPS 3P	XT4SU3175AFJ000XXX	Cu Al 1x4 AWG-300 kcmil	1
65	35	XT4N 250 TMF 200AMPS 3 P	XT4NU3200AFJ000XXX		
65	35	XT4S 250 TMF 200 AMPS 3P	XT4SU3200AFJ000XXX	Cu Al 1x4 AWG-300 kcmil	1
65	35	XT4S 250 TMF 225 AMPS 3P	XT4SU3225AFJ000XXX	Cu Al 1x4 AWG-300 kcmil	1
65	35	XT4S 250 TMF 250 AMPS 3P	XT4SU3250AFL000XXX	Cu Al 1x4 AWG-300 kcmil	1
65	65	XT5H 400 TMA 400 AMPS 3P	XT5HU340ABFN000XXX	Cu Al 2x2/0 AWG-500 kcmi	2
65	25	XT4N 250 60-150 AMPS 3P ekip DIP	XT4NU3150FFJ000XXX	Cu Al 1x4 AWG-300 kcmil	1
65	50	XT5S 400 TMA 300 AMPS 3P	XT5SU330ABFN000XXX	Cu Al 2x2/0 AWG-500 kcmi	2
65	50	XT5S 400 TMA 400 AMPS 3P	XT5SU340ABFN000XXX	Cu Al 2x2/0 AWG-500 kcmi	2
65	35	XT4S 250 ekip DIP 100-250 AMPS 3P	XT4SU3250FFL000XXX	Cu Al 1x4 AWG-300 kcmil	1
65	65	XT4H 250 ekip DIP 100-250 AMPS 3P	XT4HU3250FFL000XXX	Cu Al 1x4 AWG-300 kcmil	1
65	35	XT5N 400 ekip DIP 16-400 AMPS 3P	XT5NU340AFFN000XXX	Cu Al 2x2/0 AWG-500 kcmi	2
65	65	XT5H 400 ekip DIP 16-400 AMPS 3P	XT5HU340AFFN000XXX	Cu Al 2x2/0 AWG-500 kcmi	2

Main or sub-feed breakers for use with RQ panels (208/120 V AC 3-phase or 240 V AC single-phase). See step 4.

Amp rating	2-pole		3-pole	
	10 kAIC	22 kAIC	10 kAIC	22 kAIC
	Product ³ number	Product number	Product number	Product number
125	A2A125TL-2	A2N125TL-2	A2A125TT	A2N125TT
150	A2A150TL-2	A2N150TL-2	A2A150TT	A2N150TT
175	A2A175TL-2	A2N175TL-2	A2A175TT	A2N175TT
200	A2A200TL-2	A2N200TL-2	A2A200TT	A2N200TT
225	A2A225TL-2	A2N225TL-2	A2A225TT	A2N225TT

ReliaGear™ Pro-Stock™ lighting panelboards

Step-by-step selection



6. Select main lug kit and accessories

Select lug kit(s) for main lug and/or feed-thru applications, if required. All lugs are suitable for interiors with either copper or aluminum bus. Also select any accessories required.

Main lug kits

Lug type	Amp rating	Product number	Standard	Oversized		200% Neutral
			Wire range	Product number	Wire range	Product number
Pressure	225	MLA1	6–350 kcmil	MLA2	1-600 kcmil or (2) 1/0-250 kcmil	NKA
	400	MLA41	2–600 kcmil or (2) 1/0–250 kcmil	MLA62	3/0-800 kcmil	NKA4 ²
	600	MLA61	(2) 2/0–500 kcmil	MLA62	3/0-800 kcmil	–
Copper	225	MLR1	4–450 kcmil	MLR2	1-600 kcmil	NKR
	400	MLR41	1–600 kcmil	MLR61	(2) 2/0-500 kcmil	NKR4
	600	MLR61	(2) 2/0–500 kcmil	–	–	–
Compression	225	MLT1	2/0–300 kcmil	MLT2	4/0-500 kcmil	NKT
	400	MLT42	250–600 kcmil	MLT41	500-750 kcmil ¹	NKT4
Dual	225	MLA2	2–600 kcmil or (2) 1/0–250 kcmil	–	–	–
	400	MLA61	(2) 2/0–500 kcmil	–	–	–

¹ 500 kcmil Cu, 750 kcmil Al.

² For 200% neutral feed-thru, order NKA4FT, (GO-101P). Wire range (2) 2/0–600 kcmil or (4) 4–250 kcmil.

Accessories

Service entrance ³	
Amp rating	Product number
225	BNDKT
400	BNDKT6
600	BNDKT6

³ Service entrance kit includes a bonding strap with hardware and a service entrance label.

ProCare kit ⁴	
Description	Product number
ProCare Kit for Pro-Stock panelboard installation and maintenance	PROCARE

⁴ ProCare Kit includes: (5) filler plate hardware kits, (9) bus stud nuts, (5) MLA1 filler plates, (2) 225A-phase barriers, (2) feed-thru barriers, (1) 400/600A-phase barrier, (50) directory cards/rating books, (50) circuit number strips (1–48), (50) circuit number strips (43–84), (5) standard locks and keys, (50) deadfront screws, (10) RQ/RE front hardware kits, (10) AD front hardware kits, (50) service disconnect labels, (50) main labels.

Spare lugs		
Frame	Poles	Cat. No
A2	2	1SDA069983R1 ⁵
A2	3	1SDA069982R1 ⁵
XT1	3	1SDA075837R1 ⁵
XT4-250A	3	1SDA075865R1 ⁵
XT4 (<250A)	3	1SDA075861R1 ⁵
XT5	3	1SDA113066R1 ⁵

⁵ Kits include 3pcs lug

Wire-Cu-Al (Unless otherwise specified)	
Per Lug	Range
1	Cu 1x1 AWG-250kcmil Al 1x2/0 AWG- 300
1	Cu 1x1 AWG-250kcmil Al 1x2/0 AWG- 300
1	Cu Al 1x14-2/0 AWG
1	Cu Al 1x3/0 AWG-350kcmil ⁶ Al 1x2/0 AWG- 300
1	Cu Al 1x4 AWG-300kcmil
2	Cu Al 2x2/0 AWG-500kcmil

⁶ External solution: lugs to be mounted on EF terminals in the kit

ReliaGear™ Pro-Stock™ lighting panelboards

Step-by-step selection

7. Select bolt-on branch breakers

The tables below show standard branch breakers.

Branch circuit breakers for use with RQ panels (208/120 V AC 3-phase or 240 V AC single-phase)

Amp rating	10 kAIC						22 kAIC
	1-pole	2-pole	3-pole	1-pole	2-pole	3-pole	
	Product number	Product number	Product number	Product number	Product number	Product number	
15	THQB1115	THQB2115	THQB32015	THHQB1115	THHQB2115	THHQB32015	
20	THQB1120	THQB2120	THQB32020	THHQB1120	THHQB2120	THHQB32020	
25	THQB1125	THQB2125	THQB32025	THHQB1125	THHQB2125	THHQB32025	
30	THQB1130	THQB2130	THQB32030	THHQB1130	THHQB2130	THHQB32030	
35	THQB1135	THQB2135	THQB32035	THHQB1135	THHQB2135	THHQB32035	
40	THQB1140	THQB2140	THQB32040	THHQB1140	THHQB2140	THHQB32040	
45	THQB1145	THQB2145	THQB32045	THHQB1145	THHQB2145	THHQB32045	
50	THQB1150	THQB2150	THQB32050	THHQB1150	THHQB2150	THHQB32050	
60	THQB1160	THQB2160	THQB32060	THHQB1160	THHQB2160	THHQB32060	
70	THQB1170	THQB2170	THQB32070	THHQB1170	THHQB2170	THHQB32070	
80	–	THQB2180	THQB32080	–	THHQB2180	THHQB32080	
90	–	THQB2190	THQB32090	–	THHQB2190	THHQB32090	
100	–	THQB21100	THQB32100	–	THHQB21100	THHQB32100	

Branch circuit breakers for use with RE panels (480/277 V AC 3-phase)

Amp rating	14 kAIC						18 kAIC
	1-pole	2-pole	3-pole	Amp Rating	1-pole	2-pole	3-pole
	Product number	Product number	Product number	Product number	Product number	Product number	Product number
15	TEY115	TEY215	TEY315	15	TEYF115	TEYF215	TEYF315
20	TEY120	TEY220	TEY320	20	TEYF120	TEYF220	TEYF320
30	TEY130	TEY230	TEY330	25	TEYF125	TEYF225	TEYF325
40	TEY140	TEY240	TEY340	30	TEYF130	TEYF230	TEYF330
50	TEY150	TEY250	TEY350	35	TEYF135	TEYF235	TEYF335
60	TEY160	TEY260	TEY360	40	TEYF140	TEYF240	TEYF340
70	TEY170	TEY270	TEY370	45	TEYF145	TEYF245	TEYF345
80	TEY180	TEY280	TEY380	50	TEYF150	TEYF250	TEYF350
90	TEY190	TEY290	TEY390	55	TEYF155	TEYF255	TEYF355
100	TEY1100	TEY2100	TEY3100	60	TEYF160	TEYF260	TEYF360
				65	–	TEYF265	TEYF365
				70	–	TEYF270	TEYF370
				75	–	TEYF275	TEYF375
				80	–	TEYF280	TEYF380
				85	–	TEYF285	TEYF385
				90	–	TEYF290	TEYF390
				95	–	TEYF295	TEYF395
				100	–	TEYF2100	TEYF3100

8. The selection is completed, now submit your order

For more information or support, please contact your ABB local representative.





ABB Inc.

305 Gregson Drive
Cary, NC 27511

electrification.us.abb.com

GE is a trademark of GE.

**Manufactured by ABB Ltd under license
from General Electric Company.**

Customer Service

Phone: +1 800 431 7867

Distributors

E-mail: us-el.distributorsales@abb.com

All other customers

E-mail: us-el.oemsales@abb.com

Monday - Friday,

7:00 A.M. - 5:30 P.M., Central Time

Tech Support: + 1 888-437-3765

Monday - Friday

7:00 A.M. - 5:00 P.M., Central Time

We reserve the right to make technical changes or modify the contents of this document without prior notice. With regard to purchase orders and/or contracts, the agreed particulars shall prevail. ABB Inc. does not accept any responsibility whatsoever for potential errors or possible lack of information in this document.

We reserve all rights in this document and in the subject matter and illustrations contained therein. Any reproduction or utilization of its contents – in whole or in parts – is forbidden without prior written consent of ABB Inc.

GE is a trademark of GE. Manufactured by ABB Inc. under license from GE.

© 2022 ABB. All rights reserved.