

Padlocking device and handle locking cover

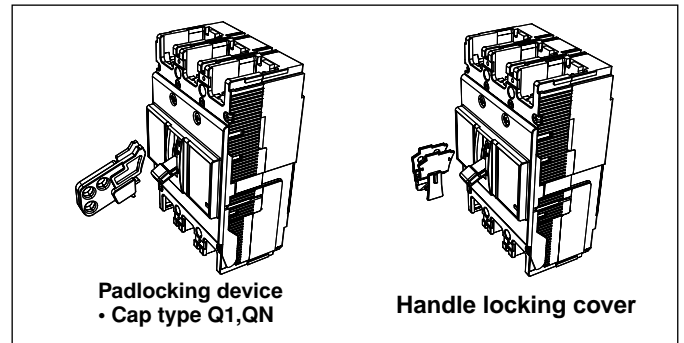
■ **Description**

• **Padlocking device**

These padlocking device lock the Breaker handle in the OFF position. Use a commercially available padlock with a shackle diameter of 3.5 to 5mm (5mm for the BZ6L10CA).

• **Handle locking covers (Order Separately)**

These simple handle locking covers can be easily installed by the user. Tripping is possible while the Breaker is locked ON.



ELCB	Padlocking device			Handle locking cover
	Q1: Cap type	QN: Scissors type	Q2: Plate type	
EW32 EW50 EW63 EW100	BZ6L10CA	—	▲ *1*3	BZ6L10C
EW125 EW160 EW250	BW9Q1CA *4		BW9Q2CA BW9Q2GA	BW9L1CA
EW400 EW630 EW800	▲ *1	BW9QNHA *2	BW9Q2HA BW9Q2JA	BW9L1HA

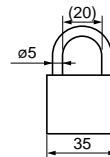
Notes:

*1 Specify Locks when ordering the Breaker. (▲: Factory-mounted)

*2 ON and OFF locking is possible.

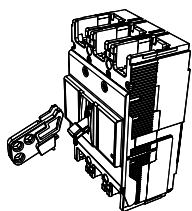
*3 If a padlock is required, use a commercially available padlock with the dimensions shown in the diagram at the right.

*4 Three padlocks with shackles *3 to 8 mm in diameter can be attached.

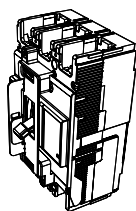


Padlocking device

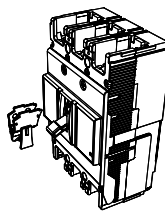
• **Cap type Q1**



• **Plate type Q2**



Handle locking cover



Q1: BZ6L10CA (OFF-locking Padlocking device)

