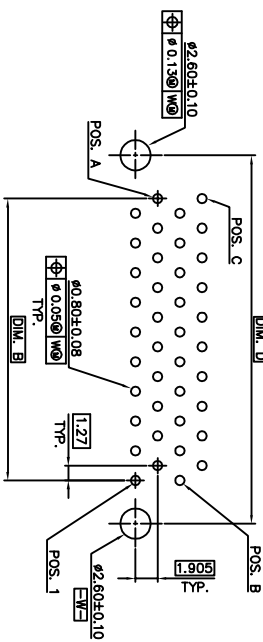
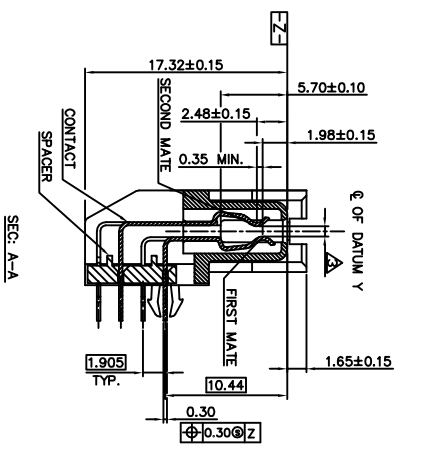
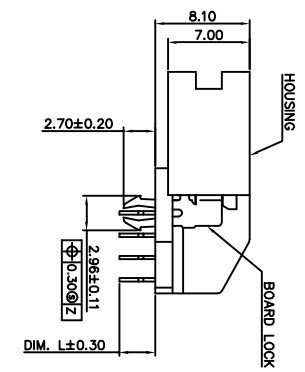
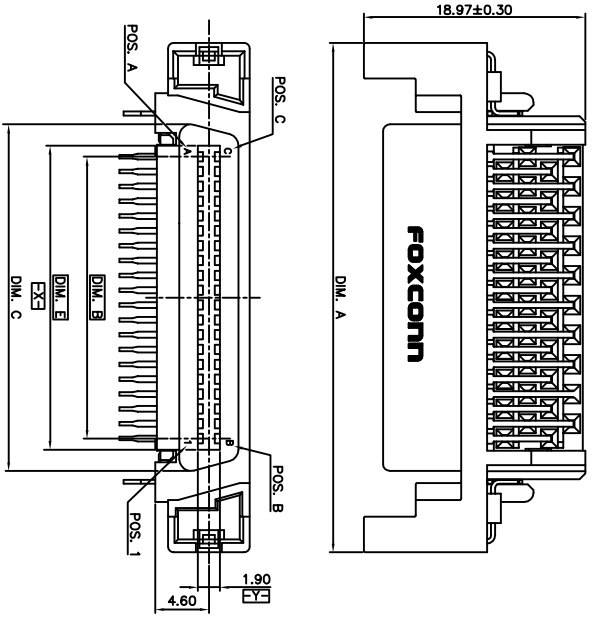
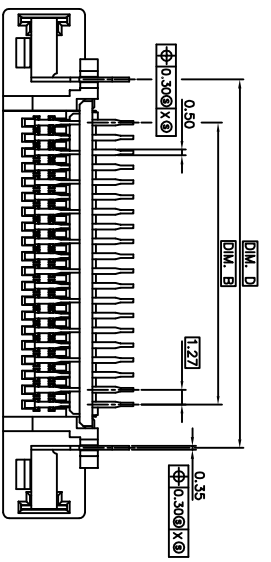


REV.	ECN. NO.	NO.	APPD.
A	MC011637		Yinshin Chen 6/30/01
B	IC020549		Yinshin Chen 1/30/02

- NOTES:
- DIMENSION SHALL BE INTERPRETED PER ANSI Y14.5M-1994
  - MATERIAL : PHOSPHOR BRONZE NICKEL PLATING OVER ALL AT 50μ" MIN.
  - CONTACT : SOLDER AREA PLATING: 100μ" MIN. TIN/LEAD  
MATING AREA PLATING: GOLD PLATING  
BOARD LOCK: PHOSPHOR BRONZE, 50μ" MIN. NICKEL OVERALL:  
100 μ" MIN. TIN/LEAD OVER NICKEL  
HOUSING : POLYESTER, UL94V-0 RATED, BLACK.  
SPACER WILL ACCOMMODATE MATING P.C.B. OF 1.60±0.07 mm THICKNESS  
4. FOR P/N LS2420\*-J\*\* CONTACTS 1 THROUGH 20, 24, 25, 27, 28, 30, 31, 33 AND 34 ARE POSITIONED AWAY FROM MATING FACE (SECOND MATE),  
CONTACTS 21, 22, 23, 26, 29, 32 AND 35 THROUGH 40 ARE POSITIONED TOWARD MATING FACE (FIRST MATE).  
LS2440\*-J\*\* CONTACTS 2 THROUGH 35, 44 AND 47 THROUGH 74 ARE POSITIONED AWAY FROM MATING FACE (SECOND MATE).  
CONTACTS 1, 36 THROUGH 43, 45, 46 AND 75 THROUGH 80 ARE POSITIONED TOWARD MATING FACE (FIRST MATE).  
DATE CODE: XYWW WAS PRINTED AT APPROXIMATE LOCATION AS SHOWN  
YEAR WEEK OF THE YEAR
  - PRODUCT NO. MATRIX : LS24 \*\*\*-J\*\*  
M=MODIFY CODE  
4=4 ROWS  
20: 40 POS. MATING AREA PLATING:  
40: 80 POS. MATING AREA PLATING:  
3: 30μ" GOLD



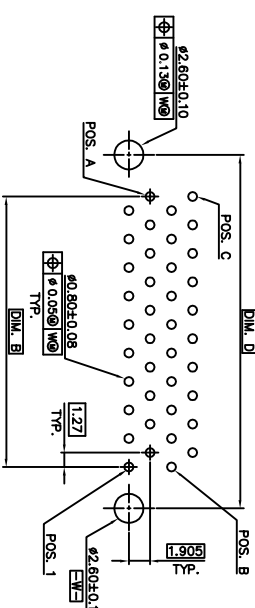
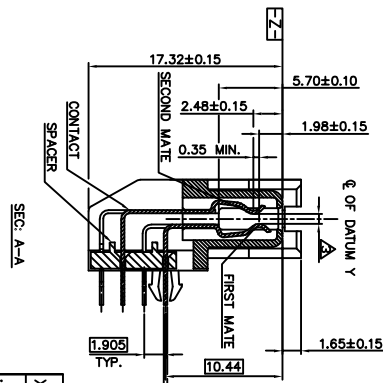
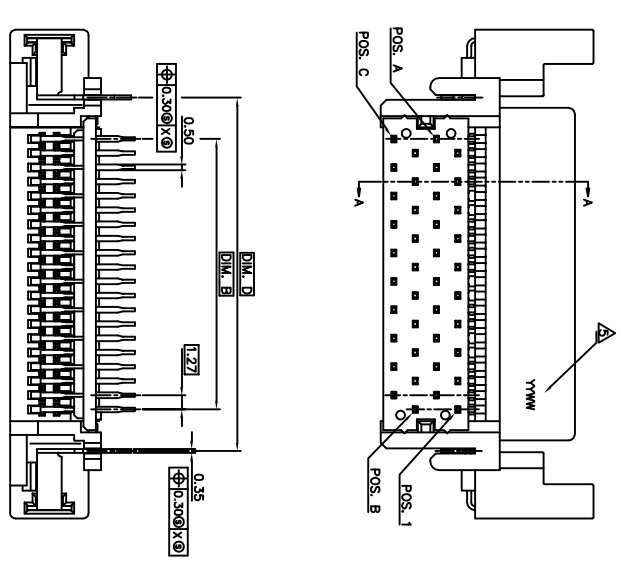
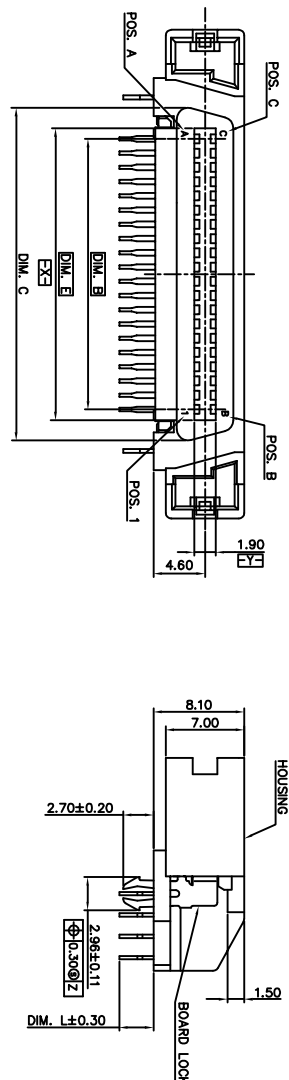
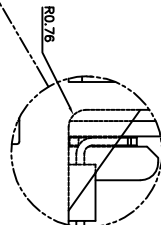
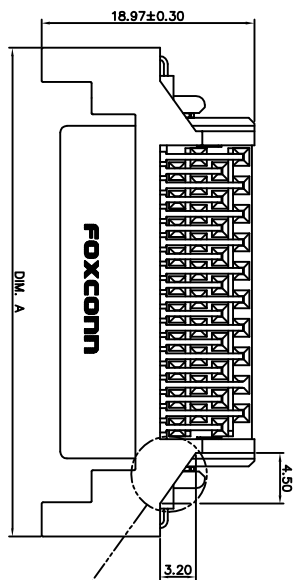
RECOMMENDED PC BOARD



X±	X²±
X± 0.38	X²±
XX± 0.25	.XX²±
XXX± 0.25	.XXX²±

UNITS	mm
MAT'L	
FINISH	
Q'TY	
NAME (INTENDED USE)	SCA-2
PART NO. (INTENDED USE)	LS24***-J**
APPD:	Yinshin Chen 6/30/01
CHKD:	Wolfe Liu 6/29/01
DR:	Jerry Wu 1/3/01
TITLE:	CUSTOMER DWG., R/A T/H, RECEPTACLE, SCA-2
DWG NO.:	303-0100-392
SCALE SHEET	N/A
REV.	B

**FOXCONN**  
HON HAI PRECISION IND. CO., LTD.  
TAIPEI, TAIWAN, R.O.C.



RECOMMENDED PC BOARD

X ±	X ±
X ± 0.38	X ±
.XX ± 0.25	.XX ±
.XXX ± 0.25	.XXX ±

UNITS	MTR
MAT'L	
FINISH	

NAME (INTENDED USE)	SCA-2
PART NO. (INTENDED USE)	LS24***-J**

TITLE	CUSTOMER DWG., R/A
	T/H, RECEPTACLE, SCA-2

LS2440*-J*M	40/80	40/41	80/69.00	49.53	55.07	56.93	51.44		
LS2420*-J*M	20/40	20/21	40/36.00	24.13	29.67	31.53	26.04		
PART NO.	NO. OF POS.	A	B	C	DIM. A	DIM. B	DIM. C	DIM. D	DIM. E

APPD.	Yhsin Chen 6/30/01	DWG NO.:	303-0100-392
CHKD.	Wolfe Liu 6/29/01	SCALE	SHEET
DR.	Jerry Wu 1/3/01	N/A	2/2

THESE DRAWINGS AND SPECIFICATIONS ARE THE PROPERTY OF HON HAI PRECISION IND. CO., LTD. AND ARE NOT TO BE REPRODUCED, COPIED OR USED IN ANY MANNER WITHOUT THE PRIOR WRITTEN CONSENT OF HON HAI PRECISION IND. CO., LTD.

REV.	ECON.	NO.	APPD.
------	-------	-----	-------