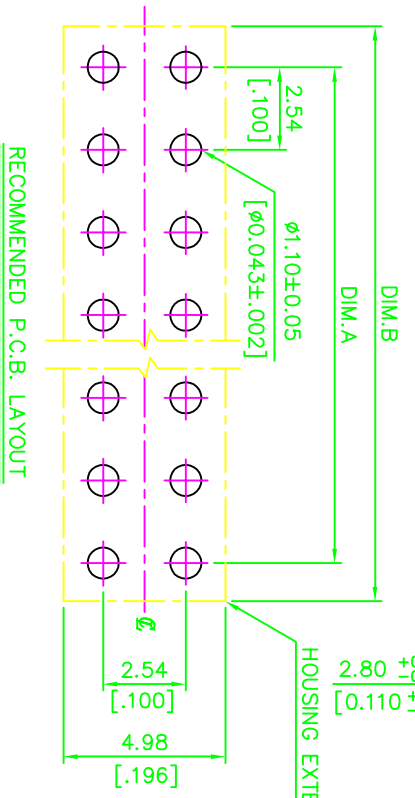
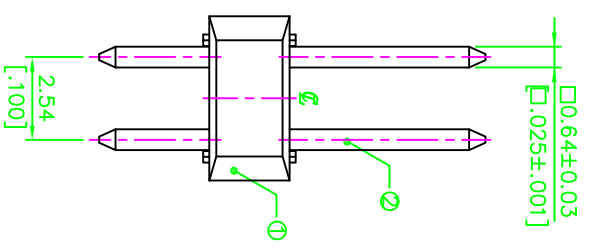
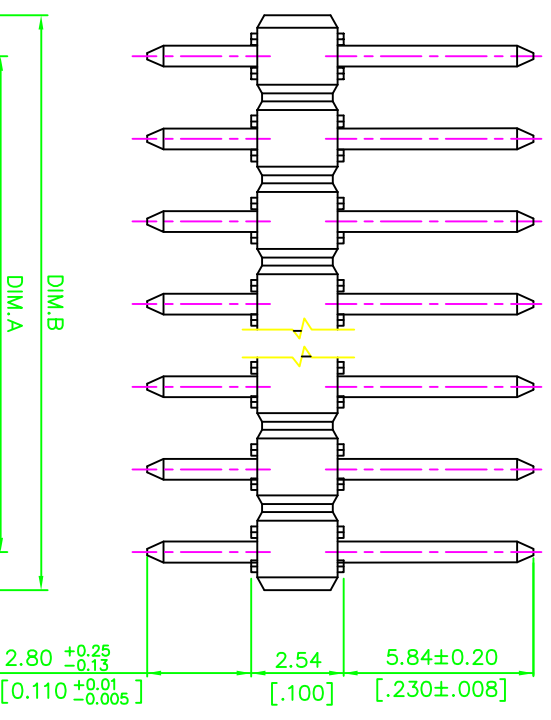
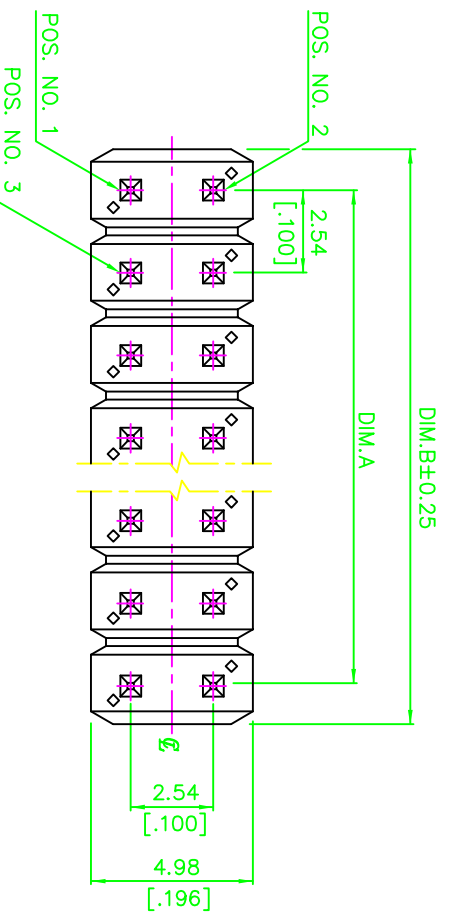


REV.	ECN. NO.	APPD.
A	MC011537	Yshin Chen 6/23/01
B	IC020829	Yshin Chen 3/22/02
C	IC0213674	Yshin Chen 1/5/03

- NOTES:
- 1) ALL DIMENSIONS ARE IN MILLIMETERS WITH INCH EQUIVALENTS SHOWN IN BRACKETS.
 - 2) DIMENSIONS SHALL BE INTERPRETED PER ANSI Y14.5M-1994.
 - 3) MATERIALS OF (1) AND (2) ARE SHOWN ON DRAWING 307-0100-177.
 - 4) SPEC. OF THE PROD. IS SHOWN ON DRAWING 307-0100-179.



HOUSING EXTERNAL FORM

X ±	X ±	UNITS	NAME (INTENDED USE)	TITLE:
X ± 0.25	X ±	[MM]	HEADER CONN., .025" SQ	FOXCONN
X ± [0.10]	X ±	[INCH]	100° CENTER, DUAL ROW	HON HAI PRECISION IND. CO., LTD.
.XX ± [0.13]	.XX ±		PART NO. (INTENDED USE)	TAIPEI, TAIWAN, R.O.C.
.XX ± [0.05]	.XX ±		HC24 SERIES	CUSTOMER DRAWING
XXX ±	XXX ±		APPD: Yshin Chen 6/20'01	DWG NO.: 307-0100-182
			CHKD: Wolfe Liu 6/19'01	SCALE SHEET REV.
			DR: Jessie Peng 5/31'01	N/A 1/2 C

THESE DRAWINGS AND SPECIFICATIONS ARE THE PROPERTY OF HON HAI PRECISION IND. CO., LTD. AND SHALL NOT BE REPRODUCED, COPIED OR USED IN ANY MANNER WITHOUT THE PRIOR WRITTEN CONSENT OF HON HAI PRECISION IND. CO., LTD.

NOTES:

1. []: MODIFICATION CODE OPTION
SEE DWG. 307-0000-209

REV.	ECN. NO.	APPROVED

PROD. NO.	CIRCUITS	DIM.A	DIM.B
HC24021 - []	2	2.54 [.100]	4.83[.190]
HC24031 - []	3	5.08 [.200]	7.37[.290]
HC24041 - []	4	7.62 [.300]	9.91[.390]
HC24051 - []	5	10.16 [.400]	12.45[.490]
HC24061 - []	6	12.70 [.500]	14.99[.590]
HC24071 - []	7	15.24 [.600]	17.53[.690]
HC24081 - []	8	17.78 [.700]	20.07[.790]
HC24091 - []	9	20.32 [.800]	22.61[.890]
HC24101 - []	10	22.86 [.900]	25.15[.990]
HC24111 - []	11	25.40 [1.000]	27.69[1.090]
HC24121 - []	12	27.94 [1.100]	30.23[1.190]
HC24131 - []	13	30.48 [1.200]	32.77[1.290]
HC24141 - []	14	33.02 [1.300]	35.31[1.390]
HC24151 - []	15	35.46 [1.400]	37.85[1.490]
HC24161 - []	16	38.10 [1.500]	40.39[1.590]
HC24171 - []	17	40.64 [1.600]	42.93[1.690]
HC24181 - []	18	43.18 [1.700]	45.47[1.790]
HC24191 - []	19	45.72 [1.800]	48.01[1.890]
HC24201 - []	20	48.26 [1.900]	50.55[1.990]
HC24211 - []	21	50.80 [2.000]	53.09[2.090]
HC24221 - []	22	53.34 [2.100]	55.63[2.190]
HC24231 - []	23	55.88 [2.200]	58.17[2.290]
HC24241 - []	24	58.42 [2.300]	60.71[2.390]
HC24251 - []	25	60.96 [2.400]	63.25[2.490]
HC24261 - []	26	63.50 [2.500]	65.79[2.590]
HC24271 - []	27	66.04 [2.600]	68.33[2.690]
HC24281 - []	28	68.58 [2.700]	70.87[2.790]
HC24291 - []	29	71.12 [2.800]	73.41[2.890]
HC24301 - []	30	73.66 [2.900]	75.95[2.990]
HC24311 - []	31	76.20 [3.000]	78.49[3.090]
HC24321 - []	32	78.74 [3.100]	81.03[3.190]
HC24331 - []	33	81.28 [3.200]	83.57[3.290]
HC24341 - []	34	83.82 [3.300]	86.11[3.390]
HC24351 - []	35	86.36 [3.400]	88.65[3.490]
HC24361 - []	36	88.90 [3.500]	91.19[3.590]
HC24371 - []	37	91.44 [3.600]	93.73[3.690]
HC24381 - []	38	93.98 [3.700]	96.27[3.790]
HC24391 - []	39	96.52 [3.800]	98.81[3.890]
HC24401 - []	40	99.06 [3.900]	101.35[3.990]

X.±	X°±	UNITS	NAME(INTENDED USE) HEADER CONN., .025" SQ., .100" CENTER, DUAL ROW	FOXCONN HON HAI PRECISION IND. CO.,LTD. TAIPEI, TAIWAN, CHINA			
.X± 0.25 [.010]	.X°±	MAT'L					
.XX± 0.13 [.005]	.XX°±	FINISH	PART NO.(INTENDED USE) HC24 SERIES	TITLE: CUSTOMER DRAWING			
.XXX±	.XXX°±		Q'TY	APPD: Yihsin Chen 6/20'01	DWG NO.: 307-0100-182		
THESE DRAWINGS AND SPECIFICATIONS ARE THE PROPERTY OF HON HAI PRECISION IND. CO., LTD. AND SHALL NOT BE REPRODUCED, COPIED OR USED IN ANY MANNER WITHOUT THE PRIOR WRITTEN CONSENT OF HON HAI PRECISION IND. CO., LTD.			CHKD: Wolfe Liu 6/19'01		SCALE	SHEET	REV.
			DR: Jessie Peng 5/31'01		N/A	2/2	C