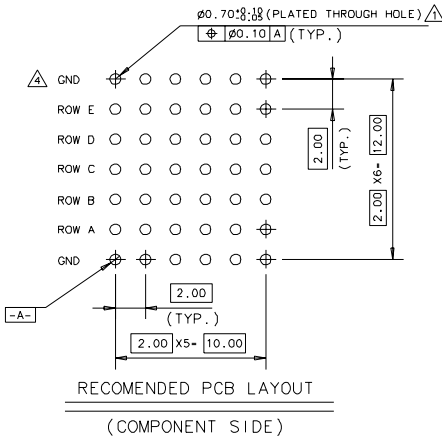
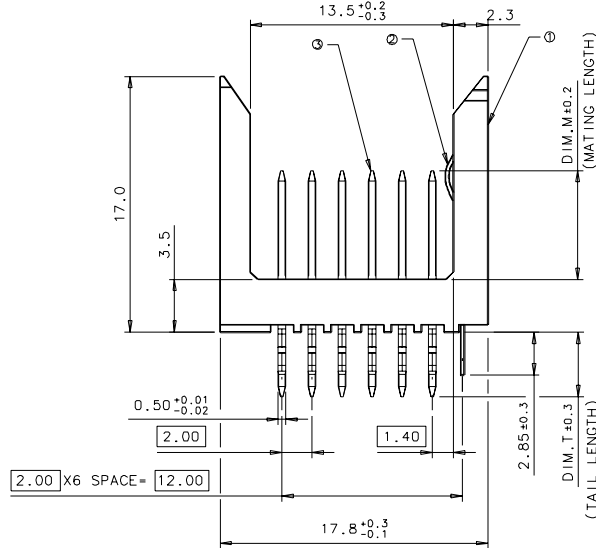
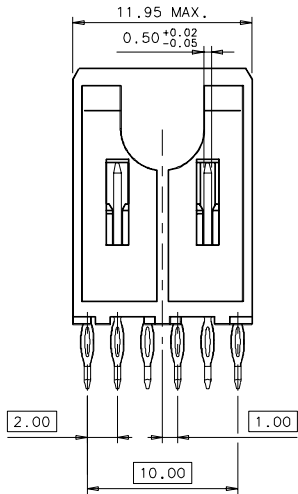
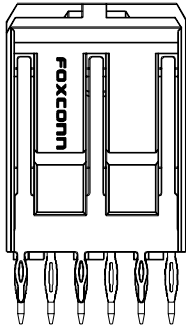
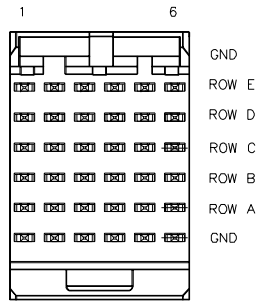


IDEAS GENERATED DRAWING DON'T CHANGE BY HAND.

REV.	ECN. NO.	APPD.
A	BC05739830	JOHN CHOW
B	BC05747410	JOHN CHOW
C	BC-07-7019656	JOHN CHOW



NOTES: UNLESS OTHERWISE SPECIFIED.

△ PRESS FIT HOLES:

- 1) HOLE DIAMETER AFTER PLATING: 0.65~0.80mm.
- 2) DRILLED HOLE: 0.81~0.86mm.
- 3) COPPER PLATING: 0.025mm MIN.
- 4) TIN-LEAD OR LEAD FREE PLATING: 0.005~0.015mm.

2. ELECTRICAL CHARACTERISTICS:

- 1) CURRENT RATING: 1A MAX. PER CONTACT WITH ALL CONTACTS ENERGIZED.
- 2) DIELECTRIC WITHSTANDING VOLTAGE: 1000 V A.C.

3. MECHANICAL CHARACTERISTICS:

- 1) THE PRESS FIT INSERTION FORCE TO BE 100 N MAX. PER PIN AND THE WITHDRAWAL FORCE TO BE 20 N MIN. PER PIN.
- 2) THE MATING FORCE OF HEADER & REC. TO BE 0.45 N MAX. PER PIN AND THE UNMATING FORCE TO BE 0.15 N MIN. PER PIN.

- △ THE PCB HOLE TO BE NEEDED ONLY FOR PARTS WITH SHIELDING.
5. DESIGNED TO CONFORM WITH IEC 61076-4-104.

PART LIST

1F3*036*-P**1S*-**	LEAD FREE CODE
1: W/O SHIELDING	N: NONE
5: W/ SHIELDING	F: LEAD FREE PLATING
POS. NO.	PACKAGE TYPE
036: 36POS.	A: TUBE
PLATING SPEC.	EXTENSION CODE
1: GOLD FLASH	N: NORMAL PLATING
3: 0.76um(30u*)MIN. GOLD PLATING	T: SELECTIVE PLATING
5: 1.27um(50u*)MIN. GOLD PLATING	L: NORMAL PLATING
6: 0.25um(10u*)MIN. GOLD PLATING	WITH LUBRICANT
A: 0.76um(30u*)MIN. FPT PLATING.	M: SELECTIVE PLATING
0.25um(10u*)MIN. GOLD INCLUDED.	WITHOUT LUBRICANT
C: 1.27um(50u*)MIN. FPT PLATING.	BODY STYLE
0.50um(20u*)MIN. GOLD INCLUDED.	SELECTIVE PIN PATTERN
D: 1.27um(50u*)MIN. FPT PLATING.	(DETAIL SEE NEXT PAGE)
0.25um(10u*)MIN. GOLD INCLUDED.	TAIL STYLE
	P: PRESS FIT TYPE

3	CONTACT	PHOSPHOR BRONZE	1) 2.54um(100u*)MIN. NICKEL UNDERPLATING. 2) 0.76um(30u*)MIN. TIN LEAD OR LEAD FREE PLATING ON PRESS FIT AREA. 3) PLATING SPEC. OF MATING AREA, DETAIL REFER TO PART LIST.
2	SHIELDING	PHOSPHOR BRONZE	1) 2.54um(100u*)MIN. NICKEL UNDERPLATING. 2) 0.76um(30u*)MIN. TIN LEAD OR LEAD FREE PLATING ON PRESS FIT AREA. 3) PLATING SPEC. OF MATING AREA, DETAIL REFER TO PART LIST.
1	HOUSING	LCP	IVORY WHITE, UL 94V-0
ITEM	DESCRIPTION	MATERIAL	TREATMENT
X. ±	X. ±	UNITS mm	<b>FOXCONN</b> HON HAI PRECISION IND. CO., LTD. TAIPEI, TAIWAN, R.O.C. TITLE: FOXTRAL SROW SIGNAL HEADER CUSTOMER DRAWING DWG NO.: 343-0000-1063 APPD: JOHN CHOW 05/12/07 CHKD: CAMYARD 05/11/07 DR: TANG YUN 05/10/07
.X ± 0.20	.X ±	MAT'L	
.XX ± 0.10	.XX ±	FINISH	
.XXX ±	.XXX ±		
THESE DRAWINGS AND SPECIFICATIONS ARE THE PROPERTY OF HON HAI PRECISION IND. CO., LTD. AND SHALL NOT BE REPRODUCED, COPIED OR SOLD IN ANY MANNER WITHOUT THE PRIOR WRITTEN CONSENT OF HON HAI PRECISION IND. CO., LTD.			SCALE SHEET REV. N/A 1/2 C

IDEAS GENERATED DRAWING DON'T CHANGE BY HAND.

REV. ECN. NO. APPD.

PRODUCT NUMBER	CONF I GURAT I ON						
		1	2	3	4	5	6
1F3*036*-P011S*--**	E	12	12	12	12	12	12
	D	12	12	12	12	12	12
	C	12	12	12	12	12	12
	B	12	12	12	12	12	12
	A	12	12	12	12	12	12
	GND	11	11	11	11	11	11

PRODUCT NUMBER	CONF I GURAT I ON						
		1	2	3	4	5	6
1F3*036*-P021S*--**	E	12	12	12	12	12	12
	D	12	12	12	12	12	12
	C	12	12	12	12	12	12
	B	12	12	12	12	12	12
	A	12	12	12	12	12	12
	GND						

PRODUCT NUMBER	CONF I GURAT I ON						
		1	2	3	4	5	6
1F3*036*-P031S*--**	E	14	12	12	12	12	12
	D	14	12	12	12	12	12
	C	14	12	12	12	12	12
	B	14	12	12	12	12	12
	A	14	12	12	12	12	12
	GND	—	12	12	12	12	—

PRODUCT NUMBER	CONF I GURAT I ON						
		1	2	3	4	5	6
1F3*036*-P041S*--**	E	12	12	12	12	12	12
	D	12	12	12	12	12	12
	C	14	12	12	12	12	12
	B	12	12	12	12	12	12
	A	12	12	12	12	12	12
	GND	—	12	12	12	12	—

CODE	KEY	
	DIMENSIONS	
	DIM "T"	DIM "M"
11	4.30	5.00
12	4.30	5.75
13	4.30	6.50
14	4.30	7.25
15	4.30	8.00
21	11.25	5.00
22	11.25	5.75
23	11.25	6.50
24	11.25	7.25
25	11.25	8.00
31	13.60	5.00
32	13.60	5.75
33	13.60	6.50
34	13.60	7.25
35	13.60	8.00
41	15.60	5.00
42	15.60	5.75
43	15.60	6.50
44	15.60	7.25
45	15.60	8.00
51	17.00	5.00
52	17.00	5.75
53	17.00	6.50
54	17.00	7.25
55	17.00	8.00
—	EMPTY POSITION	

X. ±	X. ° ±	UNITS mm	NAME (INTENDED USE) FOXTRAL HEADER CONNECTOR	<b>FOXCONN</b> HON HAI PRECISION IND. CO., LTD. TAIPEI, TAIWAN, R.O.C.
.X	.X° ±	MAT'L	PART NO. (INTENDED USE) 1F3*036*-P**1S*--**	TITLE: FOXTRAL 5ROW SIGNAL HEADER CUSTOMER DRAWING
.XX	.XX° ±		FINISH	APPD: JOHN CHOW 05/12/07
.XXX ±	.XXX° ±	Q'TY	CHKD: CAMVARD 05/11/07	SCALE SHEET REV. N/A 2/2 C
THESE DRAWINGS AND SPECIFICATIONS ARE THE PROPERTY OF HON HAI PRECISION IND. CO., LTD. AND SHALL NOT BE REPRODUCED, COPIED OR USED IN ANY MANNER WITHOUT THE PRIOR WRITTEN CONSENT OF HON HAI PRECISION IND. CO., LTD.			DR: TANG YUN 05/10/07	