IDEAS GENERATED DRAWING. DON'T CHANGE BY HAND.

REV.	ECN. NO.	APPD.
A	BC05737266	JOHN CHOW
B	BC-11-0053856	L.C.WU

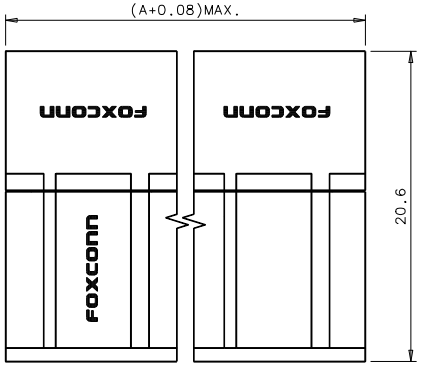

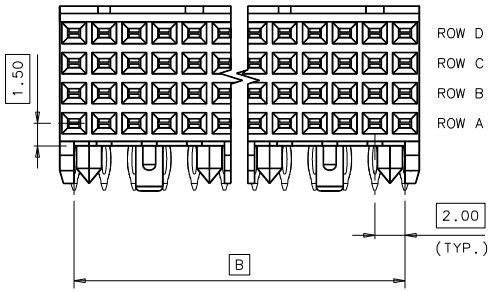

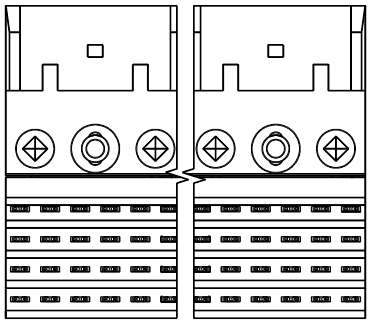

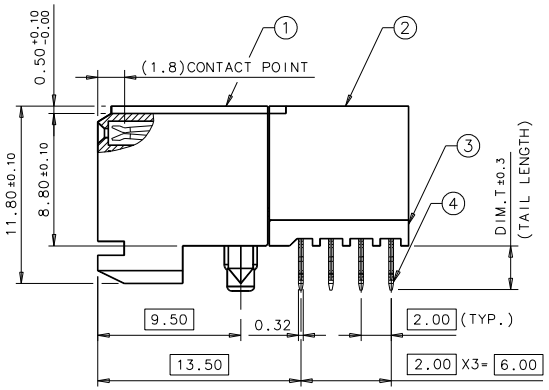

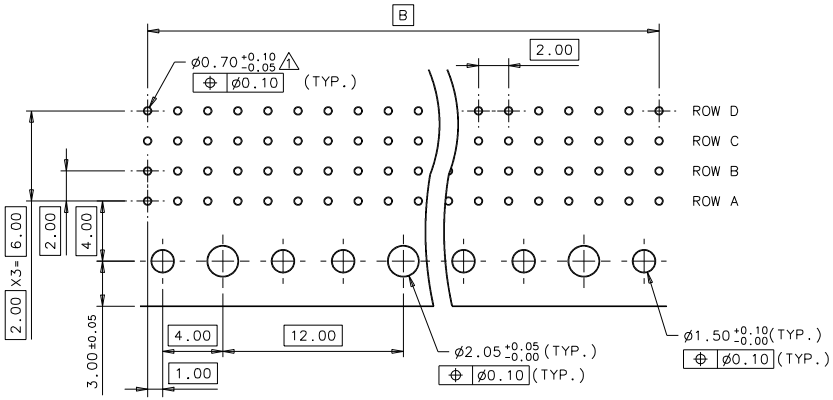

RECOMMENDED PCB LAYOUT

(COMPONENT SIDE)

192	95.90	94.00
96	47.90	46.00
48	23.90	22.00
24	11.90	10.00
POS. NO.	DIM.A	DIM.B

NOTES:UNLESS OTHERWISE SPECIFIED.

1. PRESS FIT HOLES:
   1)HOLE DIAMETER AFTER PLATING: 0.65~0.80mm.
   2)DRILLED HOLE: 0.81~0.86mm.
   3)COPPER PLATING: 0.025mm MIN.
   4)TIN-LEAD OR LEAD FREE PLATING: 0.005~0.015mm.
2. ELECTRICAL CHARACTERISTICS:
   1)CURRENT RATING: 1A MAX. PER CONTACT WITH ALL CONTACTS ENERGIZED.
   2)DIELECTRIC WITHSTANDING VOLTAGE: 1000 V A.C.
3. MECHANICAL CHARACTERISTICS:
   1)THE PRESS FIT INSERTION FORCE TO BE 100 N MAX. PER PIN AND THE WITHDRAWAL FORCE TO BE 20 N MIN. PER PIN.
   2)THE MATING FORCE OF HEADER & REC. TO BE 0.45 N MAX. PER PIN AND THE UNMATING FORCE TO BE 0.15 N MIN. PER PIN.
4. DESIGNED TO CONFORM WITH IEC 61076-4-104.

PART LIST

1F12****-P*010*-**

POS. NO.
024: 24POS.
048: 48POS.
096: 96POS.
192: 192POS.

PLATING SPEC.
1: GOLD FLASH
3: 0.76um(30u")MIN. GOLD PLATING
5: 1.27um(50u")MIN. GOLD PLATING
6: 0.25um(10u")MIN. GOLD PLATING
A: 0.76um(30u")MIN. FPT PLATING
0.25um(10u")MIN. GOLD INCLUDED.
D: 1.27um(50u")MIN. FPT PLATING
0.25um(10u")MIN. GOLD INCLUDED.

TAIL STYLE
P: PRESS FIT TYPE

LEAD FREE CODE
N: NONE
F: LEAD FREE PLATING

PACKAGE TYPE
A: TUBE

EXTENSION CODE
N: NORMAL PLATING
A: NORMAL PLATING, MATTE TIN

BODY STYLE
10: R/A STANDARD PART, WIDE BODY

TAIL LENGTH(DIM.T)
1: 2.95mm
2: 2.73mm
3: 3.53mm

ITEM	DESCRIPTION	MATERIAL	TREATMENT
4	CONTACT	PHOSPHOR BRONZE	1)2.54um(100u")MIN. NICKEL UNDERPLATING. 2)0.76um(30u")MIN. TIN LEAD OR LEAD FREE PLATING ON PRESS FIT AREA. 3)PLATING SPEC. OF MATING AREA, DETAIL REFER TO PART LIST.
3	WAFER	LCP	IVORY WHITE, UL 94V-0
2	BLOCK	LCP	IVORY WHITE, UL 94V-0
1	HOUSING	LCP	IVORY WHITE, UL 94V-0

X.±	X.° ± 5.°	UNITS mm	NAME(INTENDED USE) FUTURE BUS REC. CONNECTOR
.X± 0.20	.X°±	MAT'L	
.XX± 0.10	.XX°±		PART NO.(INTENDED USE) 1F12****-P*010*-**
.XXX±	.XXX°±	FINISH	APPD: L.C.WU 05/19'11
		Q'TY	CHKD: CAMVARD 05/18'11
			DR: JACKY 05/18'11

THESE DRAWINGS AND SPECIFICATIONS ARE THE PROPERTY OF HON HAI PRECISION IND. CO., LTD. AND SHALL NOT BE REPRODUCED, COPIED OR USED IN ANY MANNER WITHOUT THE PRIOR WRITTEN CONSENT OF HON HAI PRECISION IND. CO., LTD.

FOXCONN
HON HAI PRECISION IND. CO.,LTD.
TAIPEI, TAIWAN, R.O.C.

TITLE: CUSTOMER DRAWING SIGNAL MODULE, 4 ROW PRESS FIT

DWG NO.: 343-0000-1065

SCALE	SHEET	REV.
N/A	1/1	B