

Long-life grade capacitors

Applications

- Professional electronic ballasts
- Power supply
- Energy-saving lamps

Features

- Miniaturized dimensions
- High ripple current capability at high frequency
- Extra long life (8000 to 10000 h / 105 °C)

Construction

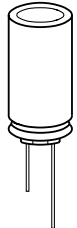
- Radial leads
- Charge-discharge proof, polar
- Aluminum case with insulating sleeve
- Minus pole marking on insulating sleeve
- Stand off rubber seal

Delivery mode

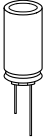
Special terminals configurations and packing:

- Bulk
- Taped, Ammo pack
- Cut
- Kinked

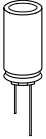
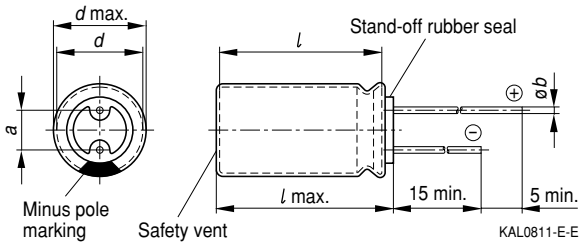
Refer to page 503 for further details and ordering example.



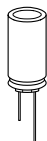
KAL0707-F


B43888
Extra Long Life – 105 °C
Specifications and characteristics in brief

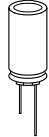
Rated voltage U_R	160 ... 450 VDC	
Surge voltage U_S	$1,1 \cdot U_R$	
Rated capacitance C_R	6,8 ... 100 μ F	
Capacitance tolerance	$\pm 20 \% \triangleq M$	
Useful life 105 °C; U_R ; I_{-R} 105 °C; U_R ; I_{-R}	8 000 h for $d = 10$ mm 10 000 h for $d \geq 12,5$ mm	Requirements: $\Delta C/C \leq \pm 50 \%$ of initial value $\tan \delta \leq 3$ times initial specified limit $I_L \leq$ initial specified limit Failure percentage: $\leq 1 \%$ Failure rate: ≤ 100 fit ($\leq 100 \cdot 10^{-9}/h$) (for definition "fit", refer to chapter "Quality", page 62)
Voltage endurance test 105 °C; U_R	8 000 h for $d = 10$ mm 10 000 h for $d \geq 12,5$ mm	Post test requirements: $\Delta C/C \leq \pm 25 \%$ of initial value $\tan \delta \leq 2$ times initial specified limit $I_L \leq$ initial specified limit
Vibration resistance	To IEC 60068-2-6, test Fc: displacement amplitude 0,75 mm, frequency range 10 ... 2000 Hz, acceleration max. 10 g, duration 3×2 h	
IEC climatic category	To IEC 60068-1: $U_R \leq 250$ VDC: 40/105/56 (-40 °C/ $+105$ °C/56 days damp heat test) $U_R \geq 350$ VDC: 25/105/56 (-25 °C/ $+105$ °C/56 days damp heat test)	
Sectional specification	IEC 60384-4	


Dimensional drawing

Dimensions and weights

Dimensions (mm)				Approx. weight
$d \times l$	$d_{\max} \times l_{\max}$	$a \pm 0,5$	b	g
10 × 16	10,5 × 17	5,0	0,60 ± 0,05	1,9
10 × 20	10,5 × 22	5,0	0,60 ± 0,05	2,6
12,5 × 20	13 × 22	5,0	0,60 ± 0,05	3,6
12,5 × 25	13 × 27	5,0	0,60 ± 0,05	4,5
16 × 20	16,5 × 22	7,5	0,80 ± 0,05	5,5
16 × 25	16,5 × 27	7,5	0,80 ± 0,05	7,5
16 × 31,5	16,5 × 33,5	7,5	0,80 ± 0,05	7,8
18 × 20	18,5 × 22	7,5	0,80 ± 0,1	8,0
18 × 31,5	18,5 × 32,5	7,5	0,80 ± 0,1	11
20 × 20	20,5 × 23	10,0	0,80 ± 0,1	10


B43888
Extra Long Life – 105 °C
Overview of available types

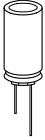
U_R (VDC)	160	200	250	350	400	450
C_R (μ F)	Case dimensions $d \times l$ (mm)					
6,8				10 × 16	10 × 16	10 × 20
10	10 × 16	10 × 16	10 × 20	10 × 20	10 × 20	12,5 × 20
22	10 × 20	10 × 20	12,5 × 20	12,5 × 25	12,5 × 25	16 × 25 18 × 20
33	10 × 20	12,5 × 20	12,5 × 20	16 × 20	16 × 25	16 × 31,5
47	12,5 × 20	12,5 × 20	12,5 × 25 16 × 20	16 × 31,5 20 × 20	16 × 31,5 20 × 20	18 × 31,5
68	12,5 × 25 16 × 20	12,5 × 25 16 × 20	16 × 25 20 × 20	18 × 31,5	18 × 31,5	
100	16 × 25 20 × 20	16 × 25 20 × 20	16 × 31,5 20 × 20			


Technical data and ordering codes

U_R	C_R 120 Hz 20 °C μF	Case dimensions $d \times l$ mm	I_L 5 min 20 °C μA	$\tan \delta_{\max}$ 120 Hz 20 °C	ESR_{\max} 120 Hz 20 °C Ω	$I_{\sim R}$ 100 kHz 105 °C mA	Ordering code ¹⁾
VDC	160	10 × 16	63	0,20	33,2	220	B43888A1106M00*
		22 × 20	121	0,20	15,1	350	B43888A1226M00*
		10 × 20	173	0,20	10,0	430	B43888A1336M00*
		12,5 × 20	241	0,20	7,1	580	B43888A1476M00*
		12,5 × 25	341	0,20	4,9	770	B43888A1686M00*
		16 × 20	341	0,20	4,9	820	B43888F1686M00*
		16 × 25	495	0,20	3,3	1080	B43888A1107M00*
		20 × 20	495	0,20	3,3	1150	B43888F1107M00*
200	10	10 × 16	75	0,20	33,2	220	B43888A2106M00*
		10 × 20	147	0,20	15,1	350	B43888A2226M00*
		12,5 × 20	213	0,20	10,0	490	B43888A2336M00*
		12,5 × 20	297	0,20	7,1	580	B43888A2476M00*
		12,5 × 25	423	0,20	4,9	770	B43888A2686M00*
		16 × 20	423	0,20	4,9	820	B43888K2686M00*
		16 × 25	615	0,20	3,3	1080	B43888A2107M00*
		20 × 20	615	0,20	3,3	1150	B43888K2107M00*
250	10	10 × 20	75	0,20	33,2	240	B43888F2106M00*
		12,5 × 20	180	0,20	15,1	400	B43888F2226M00*
		12,5 × 20	263	0,20	10,0	490	B43888F2336M00*
		12,5 × 25	368	0,20	7,1	640	B43888F2476M00*
		16 × 20	368	0,20	7,1	680	B43888P2476M00*
		16 × 25	525	0,20	4,9	890	B43888F2686M00*
		20 × 20	525	0,20	4,9	950	B43888P2686M00*
		16 × 31,5	765	0,20	3,3	1180	B43888F2107M00*
		20 × 20	765	0,20	3,3	1150	B43888P2107M00*
	350	6,8	10 × 16	66	0,20	48,8	180
		10 × 20	120	0,20	33,2	240	B43888A4106M00*
		12,5 × 25	246	0,20	15,1	440	B43888A4226M00*
		16 × 20	362	0,20	10,0	570	B43888A4336M00*
		16 × 31,5	509	0,20	7,1	810	B43888A4476M00*
		20 × 20	509	0,20	7,1	790	B43888F4476M00*
		18 × 31,5	729	0,20	4,9	1040	B43888A4686M00*

1) * = "0" for bulk version.

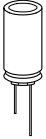
For taping versions, other lead configurations and packing information see page 503.


B43888
Extra Long Life – 105 °C
Technical data and ordering codes

U_R	C_R 120 Hz 20 °C μF	Case dimensions $d \times l$ mm	I_L 5 min 20 °C μA	$\tan \delta_{\max}$ 120 Hz 20 °C	ESR_{\max} 120 Hz 20 °C Ω	$I_{\sim R}$ 100 kHz 105 °C mA	Ordering code ¹⁾
400 VDC	6,8	10 × 16	86	0,24	58,5	180	B43888A9685M00*
	10	10 × 20	135	0,24	39,8	240	B43888A9106M00*
	22	12,5 × 25	279	0,24	18,1	440	B43888A9226M00*
	33	16 × 25	411	0,24	12,1	620	B43888A9336M00*
	47	16 × 31,5	579	0,24	8,5	810	B43888A9476M00*
	47	20 × 20	579	0,24	8,5	790	B43888F9476M00*
	68	18 × 31,5	831	0,24	5,9	1040	B43888A9686M00*
	450	6,8	10 × 20	97	0,24	58,5	200
10		12,5 × 20	150	0,24	39,8	270	B43888A5106M00*
22		16 × 25	312	0,24	18,1	510	B43888A5226M00*
22		18 × 20	312	0,24	18,1	500	B43888F5226M00*
33		16 × 31,5	461	0,24	12,1	680	B43888A5336M00*
47		18 × 31,5	650	0,24	8,5	870	B43888A5476M00*

1) * = "0" for bulk version.

For taping versions, other lead configurations and packing information see page 503.



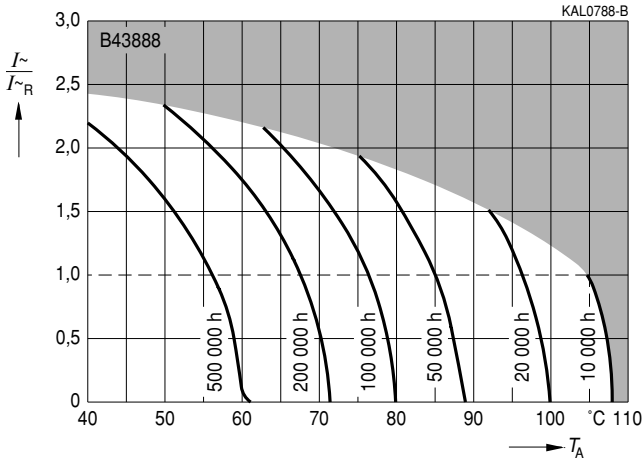
B43888

Extra Long Life – 105 °C

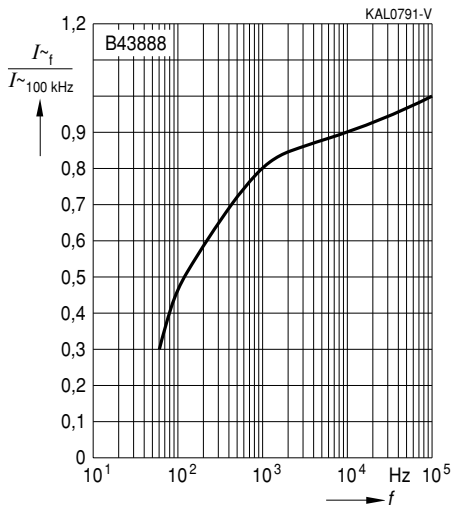
Useful life

depending on ambient temperature T_A under ripple current operating conditions¹⁾

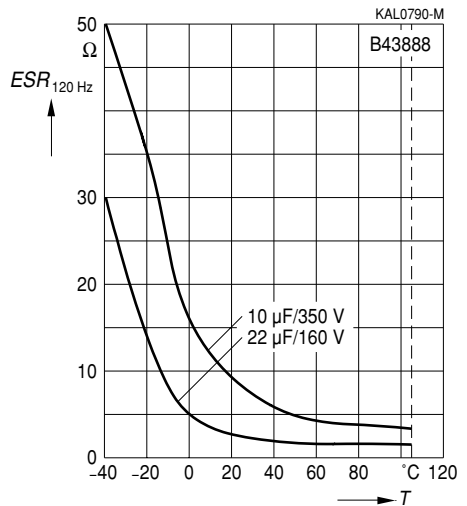
$U_R = 160 \dots 350$ VDC



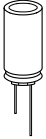
Frequency factor of permissible ripple current I_{\sim} versus frequency f



Equivalent series resistance ESR versus Temperature T
Typical values at 120 Hz



1) Refer to page 40 for an explanation on how to interpret the useful life graphs.



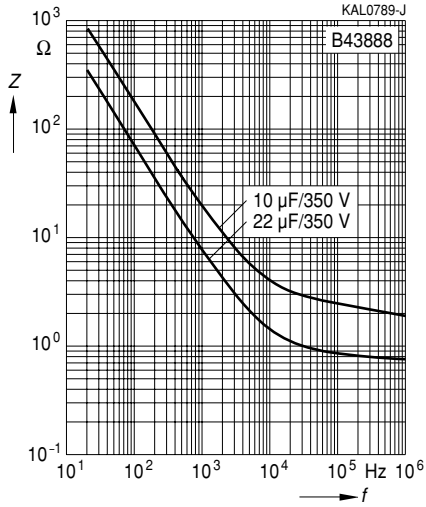
B43888

Extra Long Life – 105 °C

Impedance Z

versus frequency f

Typical behavior at 20 °C



Herausgegeben von EPCOS AG

Unternehmenskommunikation, Postfach 80 17 09, 81617 München, DEUTSCHLAND

☎ ++49 89 636 09, FAX (0 89) 636-2 26 89

© EPCOS AG 2002. Vervielfältigung, Veröffentlichung, Verbreitung und Verwertung dieser Broschüre und ihres Inhalts ohne ausdrückliche Genehmigung der EPCOS AG nicht gestattet.

Bestellungen unterliegen den vom ZVEI empfohlenen Allgemeinen Lieferbedingungen für Erzeugnisse und Leistungen der Elektroindustrie, soweit nichts anderes vereinbart wird.

Diese Broschüre ersetzt die vorige Ausgabe.

Fragen über Technik, Preise und Liefermöglichkeiten richten Sie bitte an den Ihnen nächstgelegenen Vertrieb der EPCOS AG oder an unsere Vertriebsgesellschaften im Ausland. Bauelemente können aufgrund technischer Erfordernisse Gefahrstoffe enthalten. Auskünfte darüber bitten wir unter Angabe des betreffenden Typs ebenfalls über die zuständige Vertriebsgesellschaft einzuholen.

Published by EPCOS AG

Corporate Communications, P.O. Box 80 17 09, 81617 Munich, GERMANY

☎ ++49 89 636 09, FAX (0 89) 636-2 26 89

© EPCOS AG 2002. Reproduction, publication and dissemination of this brochure and the information contained therein without EPCOS' prior express consent is prohibited.

Purchase orders are subject to the General Conditions for the Supply of Products and Services of the Electrical and Electronics Industry recommended by the ZVEI (German Electrical and Electronic Manufacturers' Association), unless otherwise agreed.

This brochure replaces the previous edition.

For questions on technology, prices and delivery please contact the Sales Offices of EPCOS AG or the international Representatives.

Due to technical requirements components may contain dangerous substances. For information on the type in question please also contact one of our Sales Offices.